

Stand Activity Summary for

Filters Applied: County:
 Client Class: School Trust Land
 District:
 Client:
 STR:
 Activity:
 Year: 2012 Through 2021

STR	Strata	Stand	Activity	Acre	Est. Cost	Est. Revenue
2012						
7 9N 11W	1	1	Technical, Establish, Cruise, Hand, Inventory	21	\$21.19	\$0.00
16 6N 10W	4	17	Harvest, Mechanical, Regeneration, Machine, Longleaf	72	\$2,880.00	\$112,968.00
16 6N 11W	2	4	Fire Protection, Other, Burn, Hand, Hazard Mitigation	34	\$844.75	\$0.00
16 6N 12W	5	2	Harvest, Mechanical, 1st Thin, Machine, Loblolly	42	\$840.00	\$17,976.00
16 6N 13W	2	1	Fire Protection, Other, Burn, Hand, Hazard Mitigation	112	\$2,800.00	\$0.00
16 6N 13W	2	14	Fire Protection, Other, Burn, Hand, Hazard Mitigation	4	\$108.00	\$0.00
16 6N 13W	2	15	Fire Protection, Other, Burn, Hand, Hazard Mitigation	63	\$1,567.25	\$0.00
16 6N 13W	2	17	Fire Protection, Other, Burn, Hand, Hazard Mitigation	8	\$201.50	\$0.00
16 6N 13W	2	19	Fire Protection, Other, Burn, Hand, Hazard Mitigation	23	\$577.00	\$0.00
16 7N 12W	1	1	Fire Protection, Other, Burn, Hand, Hazard Mitigation	68	\$1,701.00	\$0.00
16 7N 12W	1	5	Fire Protection, Other, Burn, Hand, Hazard Mitigation	11	\$275.00	\$0.00
16 7N 12W	1	11	Fire Protection, Other, Burn, Hand, Hazard Mitigation	3	\$64.50	\$0.00
16 7N 12W	1	12	Fire Protection, Other, Burn, Hand, Hazard Mitigation	18	\$450.00	\$0.00
16 7N 12W	1	13	Fire Protection, Other, Burn, Hand, Hazard Mitigation	21	\$518.00	\$0.00
16 7N 12W	5	2	Harvest, Mechanical, Final, Machine, Loblolly	206	\$8,240.00	\$394,739.26
16 7N 12W	5	18	Harvest, Mechanical, Final, Machine, Loblolly	6	\$257.20	\$12,321.23
16 7N 13W	6	5	Technical, Establish, Cruise, Hand, Inventory	18	\$36.00	\$0.00
16 9N 10W	2	1	Harvest, Mechanical, 2nd Thin, Machine, Loblolly	113	\$2,252.60	\$39,420.50

STR	Strata	Stand	Activity	Acre	Est. Cost	Est. Revenue
16 9N 10W	2	8	Harvest, Mechanical, 2nd Thin, Machine, Loblolly	23	\$460.00	\$8,050.00
16 9N 11W	1	2	Technical, Establish, Cruise, Hand, Inventory	16	\$16.00	\$0.00
16 9N 13W	1	1	Regeneration, Artificial, Plant, Hand, Loblolly	13	\$1,714.50	\$0.00
16 9N 13W	1	4	Regeneration, Artificial, Plant, Hand, Loblolly	31	\$4,129.65	\$0.00
16 9N 13W	1	5	Regeneration, Artificial, Plant, Hand, Loblolly	189	\$25,459.65	\$0.00
16 9N 13W	1	13	Regeneration, Artificial, Plant, Hand, Loblolly	13	\$1,741.50	\$0.00
16 9N 13W	1	15	Regeneration, Artificial, Plant, Hand, Loblolly	5	\$637.20	\$0.00
16 9N 13W	1	18	Regeneration, Artificial, Plant, Hand, Loblolly	11	\$1,551.15	\$0.00
16 9N 13W	5	12	Harvest, Mechanical, 2nd Thin, Machine, Loblolly	45	\$540.45	\$19,205.10
16 9N 13W	5	16	Harvest, Mechanical, 2nd Thin, Machine, Loblolly	3	\$36.03	\$1,280.34
16 9N 13W	5	19	Harvest, Mechanical, 2nd Thin, Machine, Loblolly	4	\$48.04	\$1,707.12
Yearly Totals				1,195	\$59,968.16	\$607,667.55

2013

16 6N 10W	4	17	Site Preparation, Chemical, Broadcast, Aerial, Combination	72	\$6,840.00	\$0.00
16 6N 10W	4	17	Site Preparation, Other, Burn, Hand, Cut-Over	72	\$1,800.00	\$0.00
16 6N 10W	4	17	Regeneration, Artificial, Plant, Machine, Loblolly	72	\$9,720.00	\$0.00
16 6N 11W	4	8	Harvest, Mechanical, 1st Thin, Machine, Longleaf	47	\$1,629.95	\$12,108.20
16 6N 11W	4	15	Harvest, Mechanical, 1st Thin, Machine, Longleaf	4	\$140.00	\$1,040.00
16 6N 12W	6	18	Harvest, Mechanical, 2nd Thin, Machine, Loblolly	7	\$243.60	\$2,436.00
16 6N 12W	6	28	Harvest, Mechanical, 2nd Thin, Machine, Loblolly	7	\$227.85	\$2,278.50
16 6N 12W	6	29	Harvest, Mechanical, 2nd Thin, Machine, Loblolly	5	\$180.60	\$1,806.00
16 6N 12W	6	30	Harvest, Mechanical, 2nd Thin, Machine, Loblolly	13	\$455.00	\$4,550.00
16 6N 13W	2	1	Harvest, Mechanical, 2nd Thin, Machine, Loblolly	112	\$3,920.00	\$39,200.00

STR	Strata	Stand	Activity	Acre	Est. Cost	Est. Revenue
16 6N 13W	2	14	Harvest, Mechanical, 2nd Thin, Machine, Loblolly	4	\$151.20	\$1,512.00
16 6N 13W	2	15	Harvest, Mechanical, 2nd Thin, Machine, Loblolly	63	\$2,194.15	\$21,941.50
16 6N 13W	2	17	Harvest, Mechanical, 2nd Thin, Machine, Loblolly	8	\$282.10	\$2,821.00
16 6N 13W	2	19	Harvest, Mechanical, 2nd Thin, Machine, Loblolly	23	\$807.80	\$8,078.00
16 7N 10W	3	4	Harvest, Mechanical, Final, Machine, Slash	115	\$4,041.10	\$190,987.00
16 7N 10W	3	7	Harvest, Mechanical, Final, Machine, Slash	62	\$2,170.00	\$102,556.68
16 7N 11W	2	1	Technical, Establish, Cruise, Hand, Inventory	146	\$145.78	\$0.00
16 7N 11W	2	1	Site Preparation, Other, Burn, Hand, Cut-Over	146	\$3,644.50	\$0.00
16 7N 11W	2	1	Regeneration, Artificial, Plant, Machine, Loblolly	146	\$19,680.30	\$0.00
16 7N 11W	2	1	Site Preparation, Chemical, Broadcast, Aerial, Combination	146	\$13,849.10	\$0.00
16 7N 11W	2	3	Technical, Establish, Cruise, Hand, Inventory	12	\$12.35	\$0.00
16 7N 11W	2	3	Regeneration, Artificial, Plant, Machine, Loblolly	12	\$1,667.25	\$0.00
16 7N 11W	2	3	Site Preparation, Chemical, Broadcast, Aerial, Combination	12	\$1,173.25	\$0.00
16 7N 11W	2	3	Site Preparation, Other, Burn, Hand, Cut-Over	12	\$308.75	\$0.00
16 7N 11W	2	4	Regeneration, Artificial, Plant, Machine, Loblolly	3	\$379.35	\$0.00
16 7N 11W	2	4	Technical, Establish, Cruise, Hand, Inventory	3	\$2.81	\$0.00
16 7N 11W	2	4	Site Preparation, Other, Burn, Hand, Cut-Over	3	\$70.25	\$0.00
16 7N 11W	2	4	Site Preparation, Chemical, Broadcast, Aerial, Combination	3	\$266.95	\$0.00
16 7N 11W	2	10	Technical, Establish, Cruise, Hand, Inventory	17	\$16.67	\$0.00
16 7N 11W	2	10	Site Preparation, Chemical, Broadcast, Aerial, Combination	17	\$1,615.00	\$0.00
16 7N 11W	2	10	Regeneration, Artificial, Plant, Machine, Loblolly	17	\$2,295.00	\$0.00
16 7N 11W	2	10	Site Preparation, Other, Burn, Hand, Cut-Over	17	\$416.75	\$0.00
16 7N 11W	2	24	Regeneration, Artificial, Plant, Machine, Loblolly	4	\$511.65	\$0.00

STR	Strata	Stand	Activity	Acre	Est. Cost	Est. Revenue
16 7N 11W	2	24	Site Preparation, Other, Burn, Hand, Cut-Over	4	\$94.75	\$0.00
16 7N 11W	2	24	Technical, Establish, Cruise, Hand, Inventory	4	\$3.79	\$0.00
16 7N 11W	2	24	Site Preparation, Chemical, Broadcast, Aerial, Combination	4	\$360.05	\$0.00
16 7N 11W	4	8	Harvest, Mechanical, 1st Thin, Machine, Loblolly	173	\$6,055.00	\$44,980.00
16 7N 11W	4	17	Harvest, Mechanical, 1st Thin, Machine, Loblolly	1	\$37.80	\$280.80
16 7N 11W	4	20	Harvest, Mechanical, 1st Thin, Machine, Loblolly	4	\$145.95	\$1,084.20
16 7N 12W	1	1	Harvest, Mechanical, 2nd Thin, Machine, Loblolly	68	\$2,380.00	\$23,800.00
16 7N 12W	1	5	Harvest, Mechanical, 2nd Thin, Machine, Loblolly	11	\$382.55	\$3,825.50
16 7N 12W	1	11	Harvest, Mechanical, 2nd Thin, Machine, Loblolly	3	\$90.30	\$903.00
16 7N 12W	1	12	Harvest, Mechanical, 2nd Thin, Machine, Loblolly	18	\$624.05	\$6,240.50
16 7N 12W	1	13	Harvest, Mechanical, 2nd Thin, Machine, Loblolly	21	\$725.20	\$7,252.00
16 7N 12W	5	2	Regeneration, Artificial, Plant, Machine, Loblolly	206	\$27,797.85	\$0.00
16 7N 12W	5	2	Technical, Establish, Cruise, Hand, Inventory	206	\$205.91	\$0.00
16 7N 12W	5	2	Post Plant, Chemical, Broadcast, Aerial, Combination	206	\$15,443.25	\$0.00
16 7N 12W	5	2	Site Preparation, Mechanical, Shear/Rake, Machine, Cut-Over	206	\$72,068.50	\$0.00
16 7N 12W	5	18	Regeneration, Artificial, Plant, Machine, Loblolly	6	\$868.05	\$0.00
16 7N 12W	5	18	Post Plant, Chemical, Broadcast, Aerial, Combination	6	\$482.25	\$0.00
16 7N 12W	5	18	Technical, Establish, Cruise, Hand, Inventory	6	\$6.43	\$0.00
16 7N 12W	5	18	Site Preparation, Mechanical, Shear/Rake, Machine, Cut-Over	6	\$2,250.50	\$0.00
16 7N 13W	2	8	Harvest, Mechanical, 1st Thin, Machine, Loblolly	34	\$1,193.85	\$8,868.60
16 7N 13W	2	9	Harvest, Mechanical, 1st Thin, Machine, Loblolly	17	\$595.00	\$4,420.00
16 8N 11W	2	1	Harvest, Mechanical, 1st Thin, Machine, Loblolly	12	\$420.00	\$3,120.00
16 8N 11W	2	6	Harvest, Mechanical, 1st Thin, Machine, Loblolly	15	\$509.95	\$3,788.20

STR	Strata	Stand	Activity	Acre	Est. Cost	Est. Revenue
16 8N 12W	1	31	Invasive Species Control, Chemical, Broadcast, Aerial, Kudzu	18	\$1,800.00	\$0.00
16 9N 12W	1	19	Harvest, Mechanical, 1st Thin, Machine, Loblolly	27	\$945.00	\$7,020.00
16 9N 12W	2	4	Harvest, Mechanical, 1st Thin, Machine, Loblolly	31	\$1,071.70	\$16,398.23
16 9N 12W	2	6	Harvest, Mechanical, 1st Thin, Machine, Loblolly	35	\$1,235.50	\$18,904.56
16 9N 12W	2	8	Harvest, Mechanical, 1st Thin, Machine, Loblolly	21	\$733.95	\$11,230.27
16 9N 12W	2	13	Harvest, Mechanical, 1st Thin, Machine, Loblolly	9	\$315.00	\$4,819.86
16 9N 12W	2	14	Harvest, Mechanical, 1st Thin, Machine, Loblolly	4	\$143.85	\$2,201.07
16 9N 12W	6	1	Site Preparation, Chemical, Broadcast, Aerial, Combination	22	\$2,090.00	\$0.00
16 9N 12W	6	1	Regeneration, Artificial, Plant, Machine, Loblolly	22	\$2,970.00	\$0.00
16 9N 13W	1	1	Technical, Establish, Cruise, Hand, Inventory	13	\$12.70	\$0.00
16 9N 13W	1	4	Technical, Establish, Cruise, Hand, Inventory	31	\$30.59	\$0.00
16 9N 13W	1	5	Technical, Establish, Cruise, Hand, Inventory	189	\$188.59	\$0.00
16 9N 13W	1	13	Technical, Establish, Cruise, Hand, Inventory	13	\$12.90	\$0.00
16 9N 13W	1	15	Technical, Establish, Cruise, Hand, Inventory	5	\$4.72	\$0.00
16 9N 13W	1	18	Technical, Establish, Cruise, Hand, Inventory	11	\$11.49	\$0.00

Yearly Totals 3.087 \$225,166.03 \$560,451.68

2014						
16 7N 10W	3	4	Site Preparation, Other, Burn, Hand, Cut-Over	115	\$2,875.00	\$0.00
16 7N 10W	3	4	Site Preparation, Chemical, Broadcast, Aerial, Combination	115	\$10,925.00	\$0.00
16 7N 10W	3	4	Regeneration, Artificial, Plant, Machine, Loblolly	115	\$15,525.00	\$0.00
16 7N 10W	3	4	Technical, Establish, Cruise, Hand, Inventory	115	\$115.46	\$0.00
16 7N 10W	3	7	Regeneration, Artificial, Plant, Machine, Loblolly	62	\$8,374.05	\$0.00
16 7N 10W	3	7	Site Preparation, Other, Burn, Hand, Cut-Over	62	\$1,550.75	\$0.00

STR	Strata	Stand	Activity	Acre	Est. Cost	Est. Revenue
16 7N 10W	3	7	Site Preparation, Chemical, Broadcast, Aerial, Combination	62	\$5,892.85	\$0.00
16 7N 10W	3	7	Technical, Establish, Cruise, Hand, Inventory	62	\$62.03	\$0.00
16 7N 12W	2	8	Harvest, Mechanical, 1st Thin, Machine, Loblolly	36	\$1,247.05	\$9,263.80
16 7N 12W	2	15	Harvest, Mechanical, 1st Thin, Machine, Loblolly	2	\$55.30	\$410.80
16 7N 12W	2	21	Harvest, Mechanical, 1st Thin, Machine, Loblolly	6	\$210.00	\$1,560.00
16 7N 12W	2	22	Harvest, Mechanical, 1st Thin, Machine, Loblolly	4	\$135.10	\$1,003.60
16 7N 12W	2	23	Harvest, Mechanical, 1st Thin, Machine, Loblolly	25	\$879.55	\$6,533.80
16 8N 12W	1	31	Invasive Species Control, Chemical, Broadcast, Aerial, Kudzu	18	\$1,800.00	\$0.00
16 8N 13W	4	6	Harvest, Mechanical, 2nd Thin, Machine, Loblolly	19	\$674.80	\$6,748.00
16 8N 13W	4	19	Harvest, Mechanical, 2nd Thin, Machine, Loblolly	5	\$175.00	\$1,750.00
16 8N 13W	5	1	Harvest, Mechanical, Regeneration, Machine, Loblolly	205	\$7,175.00	\$380,258.60
16 9N 12W	6	1	Technical, Establish, Cruise, Hand, Inventory	22	\$22.00	\$0.00

Yearly Totals 1.050 \$57,693.94 \$407,528.60

2015

16 6N 11W	2	4	Fire Protection, Other, Burn, Hand, Hazard Mitigation	34	\$844.75	\$0.00
16 6N 11W	5	1	Harvest, Mechanical, 2nd Thin, Machine, Loblolly	113	\$3,952.20	\$47,381.23
16 6N 11W	5	3	Harvest, Mechanical, 2nd Thin, Machine, Loblolly	35	\$1,229.20	\$14,736.35
16 6N 11W	5	12	Harvest, Mechanical, 2nd Thin, Machine, Loblolly	28	\$995.40	\$11,933.42
16 6N 11W	5	13	Harvest, Mechanical, 2nd Thin, Machine, Loblolly	28	\$969.85	\$11,627.12
16 6N 11W	5	14	Harvest, Mechanical, 2nd Thin, Machine, Loblolly	26	\$910.00	\$10,909.60
16 6N 11W	5	16	Harvest, Mechanical, 2nd Thin, Machine, Loblolly	1	\$26.25	\$314.70
16 6N 13W	1	22	Harvest, Mechanical, 1st Thin, Machine, Loblolly	6	\$202.65	\$1,505.40
16 6N 13W	1	23	Harvest, Mechanical, 1st Thin, Machine, Loblolly	2	\$70.00	\$520.00

STR	Strata	Stand	Activity	Acre	Est. Cost	Est. Revenue
16 6N 13W	1	24	Harvest, Mechanical, 1st Thin, Machine, Loblolly	4	\$128.80	\$956.80
16 6N 13W	3	3	Harvest, Mechanical, 1st Thin, Machine, Loblolly	3	\$105.00	\$780.00
16 6N 13W	3	8	Harvest, Mechanical, 1st Thin, Machine, Loblolly	69	\$2,402.05	\$17,843.80
16 6N 13W	3	9	Harvest, Mechanical, 1st Thin, Machine, Loblolly	8	\$280.00	\$2,080.00
16 6N 13W	3	18	Harvest, Mechanical, 1st Thin, Machine, Loblolly	1	\$42.70	\$317.20
16 6N 13W	3	25	Harvest, Mechanical, 1st Thin, Machine, Loblolly	3	\$105.00	\$780.00
16 6N 13W	3	26	Harvest, Mechanical, 1st Thin, Machine, Loblolly	3	\$91.70	\$681.20
16 6N 13W	3	28	Harvest, Mechanical, 1st Thin, Machine, Loblolly	12	\$424.90	\$3,156.40
16 7N 13W	3	11	Harvest, Mechanical, 1st Thin, Machine, Loblolly	80	\$2,800.00	\$29,347.20
16 8N 13W	5	1	Regeneration, Artificial, Plant, Machine, Loblolly	205	\$27,675.00	\$0.00
16 8N 13W	5	1	Site Preparation, Chemical, Broadcast, Aerial, Combination	205	\$19,475.00	\$0.00
16 9N 11W	5	5	Harvest, Mechanical, Regeneration, Machine, Loblolly	9	\$297.85	\$16,271.12
16 9N 11W	5	8	Harvest, Mechanical, Regeneration, Machine, Loblolly	4	\$147.35	\$8,049.52
16 9N 11W	5	9	Harvest, Mechanical, Regeneration, Machine, Loblolly	27	\$945.00	\$51,624.00
16 9N 11W	5	12	Harvest, Mechanical, Regeneration, Machine, Loblolly	61	\$2,150.40	\$117,473.28
16 9N 11W	5	13	Harvest, Mechanical, Regeneration, Machine, Loblolly	17	\$600.60	\$32,809.92
16 9N 11W	5	17	Harvest, Mechanical, Regeneration, Machine, Loblolly	11	\$400.75	\$21,892.40

Yearly Totals

995

\$67,272.40

\$402,990.66

2016

16 6N 12W	3	4	Harvest, Mechanical, 1st Thin, Machine, Loblolly	81	\$2,851.80	\$21,184.80
16 6N 12W	3	24	Harvest, Mechanical, 1st Thin, Machine, Loblolly	12	\$420.00	\$3,120.00
16 6N 12W	3	25	Harvest, Mechanical, 1st Thin, Machine, Loblolly	1	\$29.40	\$218.40
16 6N 12W	3	31	Harvest, Mechanical, 1st Thin, Machine, Loblolly	2	\$68.60	\$509.60

STR	Strata	Stand	Activity	Acre	Est. Cost	Est. Revenue
16 7N 10W	1	1	Fire Protection, Other, Burn, Hand, Hazard Mitigation	237	\$5,915.75	\$0.00
16 7N 10W	1	2	Fire Protection, Other, Burn, Hand, Hazard Mitigation	37	\$933.00	\$0.00
16 7N 10W	2	5	Fire Protection, Other, Burn, Hand, Hazard Mitigation	24	\$609.25	\$0.00
16 7N 10W	2	8	Fire Protection, Other, Burn, Hand, Hazard Mitigation	116	\$2,899.50	\$0.00
16 7N 11W	5	6	Harvest, Mechanical, Final, Machine, Loblolly	4	\$131.95	\$4,867.07
16 7N 11W	5	7	Harvest, Mechanical, Final, Machine, Loblolly	5	\$160.65	\$5,925.69
16 7N 11W	5	11	Harvest, Mechanical, Final, Machine, Loblolly	28	\$980.00	\$36,148.00
16 8N 10W	2	12	Fire Protection, Other, Burn, Hand, Hazard Mitigation	27	\$672.75	\$0.00
16 8N 10W	2	13	Fire Protection, Other, Burn, Hand, Hazard Mitigation	51	\$1,275.00	\$0.00
16 8N 12W	2	19	Harvest, Mechanical, Regeneration, Machine, Loblolly	4	\$140.00	\$6,239.04
16 8N 12W	2	28	Harvest, Mechanical, Regeneration, Machine, Loblolly	25	\$875.00	\$38,994.00
16 8N 13W	5	1	Technical, Establish, Cruise, Hand, Inventory	205	\$205.00	\$0.00
16 9N 11W	3	11	Fire Protection, Other, Burn, Hand, Fuel Reduction	1	\$25.75	\$0.00
16 9N 11W	3	21	Fire Protection, Other, Burn, Hand, Fuel Reduction	127	\$3,181.25	\$0.00
16 9N 11W	3	22	Fire Protection, Other, Burn, Hand, Fuel Reduction	75	\$1,875.00	\$0.00
16 9N 11W	5	5	Regeneration, Artificial, Plant, Hand, Loblolly	9	\$1,148.85	\$0.00
16 9N 11W	5	5	Site Preparation, Mechanical, Shear/Rake, Machine, Cut-Over	9	\$2,978.50	\$0.00
16 9N 11W	5	5	Post Plant, Chemical, Broadcast, Aerial, Combination	9	\$638.25	\$0.00
16 9N 11W	5	8	Post Plant, Chemical, Broadcast, Aerial, Combination	4	\$315.75	\$0.00
16 9N 11W	5	8	Regeneration, Artificial, Plant, Hand, Loblolly	4	\$568.35	\$0.00
16 9N 11W	5	8	Site Preparation, Mechanical, Shear/Rake, Machine, Cut-Over	4	\$1,473.50	\$0.00
16 9N 11W	5	9	Regeneration, Artificial, Plant, Hand, Loblolly	27	\$3,577.50	\$0.00
16 9N 11W	5	9	Post Plant, Chemical, Broadcast, Aerial, Combination	27	\$1,987.50	\$0.00

STR	Strata	Stand	Activity	Acre	Est. Cost	Est. Revenue
16 9N 11W	5	9	Site Preparation, Mechanical, Shear/Rake, Machine, Cut-Over	27	\$9,275.00	\$0.00
16 9N 11W	5	12	Regeneration, Artificial, Plant, Hand, Loblolly	61	\$8,235.00	\$0.00
16 9N 11W	5	12	Post Plant, Chemical, Broadcast, Aerial, Combination	61	\$4,575.00	\$0.00
16 9N 11W	5	12	Site Preparation, Mechanical, Shear/Rake, Machine, Cut-Over	61	\$21,350.00	\$0.00
16 9N 11W	5	13	Site Preparation, Mechanical, Shear/Rake, Machine, Cut-Over	17	\$6,006.00	\$0.00
16 9N 11W	5	13	Post Plant, Chemical, Broadcast, Aerial, Combination	17	\$1,287.00	\$0.00
16 9N 11W	5	13	Regeneration, Artificial, Plant, Hand, Loblolly	17	\$2,316.60	\$0.00
16 9N 11W	5	17	Post Plant, Chemical, Broadcast, Aerial, Combination	11	\$858.75	\$0.00
16 9N 11W	5	17	Site Preparation, Mechanical, Shear/Rake, Machine, Cut-Over	11	\$4,007.50	\$0.00
16 9N 11W	5	17	Regeneration, Artificial, Plant, Hand, Loblolly	11	\$1,545.75	\$0.00

Yearly Totals 1,449 \$95,394.45 \$117,206.60

2017

16 6N 10W	1	9	Fire Protection, Other, Burn, Hand, Hazard Mitigation	88	\$2,196.75	\$0.00
16 6N 10W	1	16	Fire Protection, Other, Burn, Hand, Hazard Mitigation	16	\$407.25	\$0.00
16 6N 12W	1	1	Fire Protection, Other, Burn, Hand, Hazard Mitigation	69	\$1,723.00	\$0.00
16 6N 12W	1	5	Fire Protection, Other, Burn, Hand, Hazard Mitigation	3	\$77.25	\$0.00
16 6N 12W	1	6	Fire Protection, Other, Burn, Hand, Hazard Mitigation	4	\$103.50	\$0.00
16 6N 12W	1	21	Fire Protection, Other, Burn, Hand, Hazard Mitigation	10	\$257.75	\$0.00
16 6N 12W	1	27	Fire Protection, Other, Burn, Hand, Hazard Mitigation	4	\$89.25	\$0.00
16 7N 10W	1	1	Harvest, Mechanical, 2nd Thin, Machine, Slash	237	\$8,282.05	\$85,754.71
16 7N 10W	1	2	Harvest, Mechanical, 2nd Thin, Machine, Slash	37	\$1,295.00	\$13,408.80
16 7N 10W	2	5	Harvest, Mechanical, Final, Machine, Slash	24	\$852.95	\$44,353.40
16 7N 10W	2	8	Harvest, Mechanical, Final, Machine, Slash	116	\$4,060.00	\$211,120.00

STR	Strata	Stand	Activity	Acre	Est. Cost	Est. Revenue
16 7N 11W	1	2	Fire Protection, Other, Burn, Hand, Fuel Reduction	67	\$1,684.50	\$0.00
16 7N 11W	1	12	Fire Protection, Other, Burn, Hand, Fuel Reduction	12	\$307.50	\$0.00
16 7N 11W	1	13	Fire Protection, Other, Burn, Hand, Fuel Reduction	18	\$446.75	\$0.00
16 7N 11W	1	14	Fire Protection, Other, Burn, Hand, Fuel Reduction	17	\$425.00	\$0.00
16 7N 11W	5	6	Site Preparation, Other, Burn, Hand, Cut-Over	4	\$94.25	\$0.00
16 7N 11W	5	6	Technical, Establish, Cruise, Hand, Inventory	4	\$3.77	\$0.00
16 7N 11W	5	6	Regeneration, Artificial, Plant, Hand, Loblolly	4	\$508.95	\$0.00
16 7N 11W	5	6	Site Preparation, Chemical, Broadcast, Aerial, Combination	4	\$358.15	\$0.00
16 7N 11W	5	7	Site Preparation, Other, Burn, Hand, Cut-Over	5	\$125.00	\$0.00
16 7N 11W	5	7	Technical, Establish, Cruise, Hand, Inventory	5	\$4.59	\$0.00
16 7N 11W	5	7	Regeneration, Artificial, Plant, Hand, Loblolly	5	\$675.00	\$0.00
16 7N 11W	5	7	Site Preparation, Chemical, Broadcast, Aerial, Combination	5	\$475.00	\$0.00
16 7N 11W	5	11	Site Preparation, Chemical, Broadcast, Aerial, Combination	28	\$2,665.70	\$0.00
16 7N 11W	5	11	Site Preparation, Other, Burn, Hand, Cut-Over	28	\$701.50	\$0.00
16 7N 11W	5	11	Technical, Establish, Cruise, Hand, Inventory	28	\$28.00	\$0.00
16 7N 11W	5	11	Regeneration, Artificial, Plant, Hand, Loblolly	28	\$3,788.10	\$0.00
16 8N 10W	2	12	Harvest, Mechanical, 2nd Thin, Machine, Loblolly	27	\$941.85	\$9,418.50
16 8N 10W	2	13	Harvest, Mechanical, 2nd Thin, Machine, Loblolly	51	\$1,785.00	\$17,850.00
16 8N 10W	4	8	Harvest, Mechanical, 1st Thin, Machine, Loblolly	6	\$210.00	\$1,560.00
16 8N 10W	4	14	Harvest, Mechanical, 1st Thin, Machine, Loblolly	34	\$1,193.15	\$8,863.40
16 8N 10W	4	17	Harvest, Mechanical, 1st Thin, Machine, Loblolly	4	\$129.50	\$962.00
16 8N 10W	4	18	Harvest, Mechanical, 1st Thin, Machine, Loblolly	6	\$220.85	\$1,640.60
16 8N 11W	1	2	Harvest, Mechanical, 1st Thin, Machine, Loblolly	18	\$646.80	\$4,804.80

STR	Strata	Stand	Activity	Acre	Est. Cost	Est. Revenue
16 8N 11W	1	3	Harvest, Mechanical, 1st Thin, Machine, Loblolly	26	\$917.00	\$6,812.00
16 8N 11W	1	5	Harvest, Mechanical, 1st Thin, Machine, Loblolly	18	\$630.00	\$4,680.00
16 8N 11W	1	10	Harvest, Mechanical, 1st Thin, Machine, Loblolly	32	\$1,111.60	\$8,257.60
16 8N 11W	1	11	Harvest, Mechanical, 1st Thin, Machine, Loblolly	3	\$99.05	\$735.80
16 8N 11W	1	13	Harvest, Mechanical, 1st Thin, Machine, Loblolly	2	\$84.35	\$626.60
16 8N 12W	1	31	Regeneration, Artificial, Plant, Machine, Loblolly	18	\$2,430.00	\$0.00
16 8N 12W	1	31	Site Preparation, Mechanical, Shear/Rake, Machine, Brush	18	\$6,300.00	\$0.00
16 8N 12W	2	19	Site Preparation, Chemical, Broadcast, Aerial, Combination	4	\$380.00	\$0.00
16 8N 12W	2	19	Regeneration, Artificial, Plant, Machine, Loblolly	4	\$540.00	\$0.00
16 8N 12W	2	28	Regeneration, Artificial, Plant, Machine, Loblolly	25	\$3,375.00	\$0.00
16 8N 12W	2	28	Site Preparation, Chemical, Broadcast, Aerial, Combination	25	\$2,375.00	\$0.00
16 8N 12W	5	3	Harvest, Mechanical, 2nd Thin, Machine, Loblolly	11	\$385.00	\$5,768.84
16 8N 12W	5	6	Harvest, Mechanical, 2nd Thin, Machine, Loblolly	23	\$805.00	\$12,347.32
16 9N 11W	3	11	Harvest, Mechanical, 2nd Thin, Machine, Loblolly	1	\$36.05	\$360.50
16 9N 11W	3	21	Harvest, Mechanical, 2nd Thin, Machine, Loblolly	127	\$4,453.75	\$44,537.50
16 9N 11W	3	22	Harvest, Mechanical, 2nd Thin, Machine, Loblolly	75	\$2,625.00	\$26,250.00
16 9N 11W	5	5	Technical, Establish, Cruise, Hand, Inventory	9	\$8.51	\$0.00
16 9N 11W	5	8	Technical, Establish, Cruise, Hand, Inventory	4	\$4.21	\$0.00
16 9N 11W	5	9	Technical, Establish, Cruise, Hand, Inventory	27	\$26.50	\$0.00
16 9N 11W	5	12	Technical, Establish, Cruise, Hand, Inventory	61	\$61.44	\$0.00
16 9N 11W	5	13	Technical, Establish, Cruise, Hand, Inventory	17	\$17.16	\$0.00
16 9N 11W	5	17	Technical, Establish, Cruise, Hand, Inventory	11	\$11.45	\$0.00
16 9N 12W	3	3	Harvest, Mechanical, 1st Thin, Machine, Loblolly	7	\$232.05	\$1,723.80

STR	Strata	Stand	Activity	Acre	Est. Cost	Est. Revenue
16 9N 12W	3	7	Harvest, Mechanical, 1st Thin, Machine, Loblolly	31	\$1,085.00	\$8,060.00
16 9N 12W	3	15	Harvest, Mechanical, 1st Thin, Machine, Loblolly	1	\$31.15	\$231.40
16 9N 12W	3	23	Harvest, Mechanical, 1st Thin, Machine, Loblolly	3	\$101.50	\$754.00
16 9N 12W	3	24	Harvest, Mechanical, 1st Thin, Machine, Loblolly	5	\$157.50	\$1,170.00
16 9N 12W	5	2	Fire Protection, Other, Burn, Hand, Hazard Mitigation	33	\$825.00	\$0.00
16 9N 12W	5	17	Fire Protection, Other, Burn, Hand, Hazard Mitigation	16	\$403.00	\$0.00
16 9N 12W	5	20	Fire Protection, Other, Burn, Hand, Hazard Mitigation	16	\$405.50	\$0.00
16 9N 12W	5	21	Fire Protection, Other, Burn, Hand, Hazard Mitigation	59	\$1,464.50	\$0.00
16 9N 13W	3	7	Harvest, Mechanical, 1st Thin, Machine, Loblolly	124	\$4,354.00	\$32,344.00
16 9N 13W	3	21	Harvest, Mechanical, 1st Thin, Machine, Loblolly	19	\$665.00	\$4,940.00

Yearly Totals 1,871 \$73,163.93 \$559,335.57

2018

16 6N 10W	1	9	Harvest, Mechanical, 2nd Thin, Machine, Loblolly	88	\$3,075.45	\$31,849.36
16 6N 10W	1	16	Harvest, Mechanical, 2nd Thin, Machine, Loblolly	16	\$560.00	\$5,799.36
16 6N 10W	2	4	Fire Protection, Other, Burn, Hand, Hazard Mitigation	109	\$2,722.25	\$0.00
16 6N 10W	2	14	Fire Protection, Other, Burn, Hand, Hazard Mitigation	43	\$1,071.00	\$0.00
16 6N 10W	3	1	Fire Protection, Other, Burn, Hand, Hazard Mitigation	15	\$367.75	\$0.00
16 6N 10W	3	2	Fire Protection, Other, Burn, Hand, Hazard Mitigation	46	\$1,147.00	\$0.00
16 6N 10W	3	3	Fire Protection, Other, Burn, Hand, Hazard Mitigation	15	\$383.75	\$0.00
16 6N 11W	2	4	Fire Protection, Other, Burn, Hand, Hazard Mitigation	34	\$844.75	\$0.00
16 6N 12W	1	1	Harvest, Mechanical, 2nd Thin, Machine, Loblolly	69	\$2,412.20	\$24,122.00
16 6N 12W	1	5	Harvest, Mechanical, 2nd Thin, Machine, Loblolly	3	\$108.15	\$1,081.50
16 6N 12W	1	6	Harvest, Mechanical, 2nd Thin, Machine, Loblolly	4	\$140.00	\$1,400.00

STR	Strata	Stand	Activity	Acre	Est. Cost	Est. Revenue
16 6N 12W	1	21	Harvest, Mechanical, 2nd Thin, Machine, Loblolly	10	\$360.85	\$3,608.50
16 6N 12W	1	27	Harvest, Mechanical, 2nd Thin, Machine, Loblolly	4	\$124.95	\$1,249.50
16 7N 10W	2	5	Regeneration, Artificial, Plant, Machine, Loblolly	24	\$3,289.95	\$0.00
16 7N 10W	2	5	Site Preparation, Other, Burn, Hand, Cut-Over	24	\$609.25	\$0.00
16 7N 10W	2	5	Site Preparation, Chemical, Broadcast, Aerial, Combination	24	\$2,315.15	\$0.00
16 7N 10W	2	8	Site Preparation, Other, Burn, Hand, Cut-Over	116	\$2,899.50	\$0.00
16 7N 10W	2	8	Site Preparation, Chemical, Broadcast, Aerial, Combination	116	\$11,018.10	\$0.00
16 7N 10W	2	8	Regeneration, Artificial, Plant, Machine, Loblolly	116	\$15,657.30	\$0.00
16 7N 11W	1	2	Harvest, Mechanical, 2nd Thin, Machine, Loblolly	67	\$2,358.30	\$23,583.00
16 7N 11W	1	12	Harvest, Mechanical, 2nd Thin, Machine, Loblolly	12	\$430.50	\$4,305.00
16 7N 11W	1	13	Harvest, Mechanical, 2nd Thin, Machine, Loblolly	18	\$630.00	\$6,300.00
16 7N 11W	1	14	Harvest, Mechanical, 2nd Thin, Machine, Loblolly	17	\$579.60	\$5,796.00
16 7N 13W	1	1	Fire Protection, Other, Burn, Hand, Hazard Mitigation	130	\$3,246.50	\$0.00
16 7N 13W	1	13	Fire Protection, Other, Burn, Hand, Hazard Mitigation	5	\$137.00	\$0.00
16 7N 13W	1	15	Fire Protection, Other, Burn, Hand, Hazard Mitigation	15	\$383.75	\$0.00
16 7N 13W	5	2	Harvest, Mechanical, Final, Machine, Misc Hardwood	78	\$2,730.00	\$131,742.00
16 7N 13W	5	10	Harvest, Mechanical, Final, Machine, Misc Hardwood	32	\$1,112.65	\$53,693.31
16 7N 13W	5	17	Harvest, Mechanical, Final, Machine, Misc Hardwood	28	\$965.65	\$46,599.51
16 8N 10W	1	2	Fire Protection, Other, Burn, Hand, Hazard Mitigation	4	\$107.00	\$0.00
16 8N 10W	1	3	Fire Protection, Other, Burn, Hand, Hazard Mitigation	2	\$56.25	\$0.00
16 8N 10W	1	4	Fire Protection, Other, Burn, Hand, Hazard Mitigation	18	\$459.75	\$0.00
16 8N 10W	1	6	Fire Protection, Other, Burn, Hand, Hazard Mitigation	112	\$2,800.00	\$0.00
16 8N 10W	1	9	Fire Protection, Other, Burn, Hand, Hazard Mitigation	24	\$597.50	\$0.00

STR	Strata	Stand	Activity	Acre	Est. Cost	Est. Revenue
16 8N 10W	1	19	Fire Protection, Other, Burn, Hand, Hazard Mitigation	54	\$1,352.00	\$0.00
16 8N 12W	3	7	Harvest, Mechanical, 2nd Thin, Machine, Loblolly	37	\$1,294.30	\$12,943.00
16 8N 12W	3	10	Harvest, Mechanical, 2nd Thin, Machine, Loblolly	30	\$1,037.05	\$10,370.50
16 8N 12W	3	15	Harvest, Mechanical, 2nd Thin, Machine, Loblolly	55	\$1,925.00	\$19,250.00
16 8N 12W	4	2	Harvest, Mechanical, 1st Thin, Machine, Loblolly	12	\$410.90	\$3,052.40
16 8N 12W	4	18	Harvest, Mechanical, 1st Thin, Machine, Loblolly	23	\$814.80	\$6,052.80
16 8N 12W	4	21	Harvest, Mechanical, 1st Thin, Machine, Loblolly	7	\$249.90	\$1,856.40
16 8N 12W	4	22	Harvest, Mechanical, 1st Thin, Machine, Loblolly	2	\$64.05	\$475.80
16 8N 12W	4	26	Harvest, Mechanical, 1st Thin, Machine, Loblolly	6	\$210.00	\$1,560.00
16 8N 12W	4	27	Harvest, Mechanical, 1st Thin, Machine, Loblolly	3	\$112.35	\$834.60
16 8N 12W	4	32	Harvest, Mechanical, 1st Thin, Machine, Loblolly	1	\$49.70	\$369.20
16 8N 12W	4	34	Harvest, Mechanical, 1st Thin, Machine, Loblolly	1	\$47.60	\$353.60
16 8N 12W	5	1	Harvest, Mechanical, 1st Thin, Machine, Loblolly	6	\$210.00	\$2,606.64
16 8N 13W	1	2	Harvest, Mechanical, 2nd Thin, Machine, Loblolly	63	\$2,218.65	\$22,186.50
16 8N 13W	1	16	Harvest, Mechanical, 2nd Thin, Machine, Loblolly	58	\$2,015.30	\$20,153.00
16 8N 13W	1	18	Harvest, Mechanical, 2nd Thin, Machine, Loblolly	2	\$70.00	\$700.00
16 8N 13W	1	26	Harvest, Mechanical, 2nd Thin, Machine, Loblolly	6	\$198.45	\$1,984.50
16 9N 11W	4	3	Fire Protection, Other, Burn, Hand, Fuel Reduction	9	\$225.00	\$0.00
16 9N 11W	4	18	Fire Protection, Other, Burn, Hand, Fuel Reduction	29	\$724.75	\$0.00
16 9N 12W	5	2	Harvest, Mechanical, 2nd Thin, Machine, Loblolly	33	\$1,155.00	\$11,550.00
16 9N 12W	5	17	Harvest, Mechanical, 2nd Thin, Machine, Loblolly	16	\$564.20	\$5,642.00
16 9N 12W	5	20	Harvest, Mechanical, 2nd Thin, Machine, Loblolly	16	\$567.70	\$5,677.00
16 9N 12W	5	21	Harvest, Mechanical, 2nd Thin, Machine, Loblolly	59	\$2,050.30	\$20,503.00

STR	Strata	Stand	Activity	Acre	Est. Cost	Est. Revenue
16 9N 13W	4	6	Fire Protection, Other, Burn, Hand, Fuel Reduction	84	\$2,100.00	\$0.00
Yearly Totals				2.052	\$85,368.80	\$489,249.98
2019						
16 6N 10W	2	4	Harvest, Mechanical, 2nd Thin, Machine, Loblolly	109	\$3,815.00	\$40,866.28
16 6N 10W	2	14	Harvest, Mechanical, 2nd Thin, Machine, Loblolly	43	\$1,499.40	\$16,061.57
16 6N 10W	3	1	Harvest, Mechanical, 2nd Thin, Machine, Loblolly	15	\$525.00	\$5,623.80
16 6N 10W	3	2	Harvest, Mechanical, 2nd Thin, Machine, Loblolly	46	\$1,605.80	\$17,201.33
16 6N 10W	3	3	Harvest, Mechanical, 2nd Thin, Machine, Loblolly	15	\$537.25	\$5,755.02
16 6N 11W	3	2	Harvest, Mechanical, 1st Thin, Machine, Loblolly	36	\$1,267.35	\$9,414.60
16 6N 11W	3	9	Harvest, Mechanical, 1st Thin, Machine, Loblolly	17	\$595.00	\$4,420.00
16 6N 12W	4	23	Harvest, Mechanical, 1st Thin, Machine, Loblolly	19	\$672.70	\$4,997.20
16 6N 12W	4	32	Harvest, Mechanical, 1st Thin, Machine, Loblolly	79	\$2,765.00	\$20,540.00
16 7N 10W	2	5	Technical, Establish, Cruise, Hand, Inventory	24	\$24.00	\$0.00
16 7N 10W	2	8	Technical, Establish, Cruise, Hand, Inventory	116	\$115.98	\$0.00
16 7N 11W	3	19	Harvest, Mechanical, 1st Thin, Machine, Loblolly	2	\$82.95	\$616.20
16 7N 11W	3	23	Harvest, Mechanical, 1st Thin, Machine, Loblolly	26	\$910.00	\$6,760.00
16 7N 12W	3	7	Harvest, Mechanical, 1st Thin, Machine, Loblolly	40	\$1,405.95	\$10,444.20
16 7N 12W	3	9	Harvest, Mechanical, 1st Thin, Machine, Loblolly	60	\$2,090.55	\$15,529.80
16 7N 12W	3	14	Harvest, Mechanical, 1st Thin, Machine, Loblolly	5	\$175.00	\$1,300.00
16 7N 12W	3	17	Harvest, Mechanical, 1st Thin, Machine, Loblolly	19	\$676.55	\$5,025.80
16 7N 13W	1	1	Harvest, Mechanical, 2nd Thin, Machine, Loblolly	130	\$4,550.00	\$45,500.00
16 7N 13W	1	13	Harvest, Mechanical, 2nd Thin, Machine, Loblolly	5	\$191.80	\$1,918.00
16 7N 13W	1	15	Harvest, Mechanical, 2nd Thin, Machine, Loblolly	15	\$537.25	\$5,372.50

STR	Strata	Stand	Activity	Acre	Est. Cost	Est. Revenue
16 7N 13W	5	2	Site Preparation, Other, Burn, Hand, Cut-Over	78	\$1,940.75	\$0.00
16 7N 13W	5	2	Site Preparation, Chemical, Broadcast, Aerial, Combination	78	\$7,374.85	\$0.00
16 7N 13W	5	2	Regeneration, Artificial, Plant, Hand, Loblolly	78	\$10,480.05	\$0.00
16 7N 13W	5	10	Site Preparation, Chemical, Broadcast, Aerial, Combination	32	\$3,020.05	\$0.00
16 7N 13W	5	10	Site Preparation, Other, Burn, Hand, Cut-Over	32	\$794.75	\$0.00
16 7N 13W	5	10	Regeneration, Artificial, Plant, Hand, Loblolly	32	\$4,291.65	\$0.00
16 7N 13W	5	17	Site Preparation, Other, Burn, Hand, Cut-Over	28	\$689.75	\$0.00
16 7N 13W	5	17	Site Preparation, Chemical, Broadcast, Aerial, Combination	28	\$2,621.05	\$0.00
16 7N 13W	5	17	Regeneration, Artificial, Plant, Hand, Loblolly	28	\$3,724.65	\$0.00
16 8N 10W	1	2	Harvest, Mechanical, 2nd Thin, Machine, Loblolly	4	\$149.80	\$1,498.00
16 8N 10W	1	3	Harvest, Mechanical, 2nd Thin, Machine, Loblolly	2	\$78.75	\$787.50
16 8N 10W	1	4	Harvest, Mechanical, 2nd Thin, Machine, Loblolly	18	\$643.65	\$6,436.50
16 8N 10W	1	6	Harvest, Mechanical, 2nd Thin, Machine, Loblolly	112	\$3,920.00	\$39,200.00
16 8N 10W	1	9	Harvest, Mechanical, 2nd Thin, Machine, Loblolly	24	\$836.50	\$8,365.00
16 8N 10W	1	19	Harvest, Mechanical, 2nd Thin, Machine, Loblolly	54	\$1,892.80	\$18,928.00
16 8N 13W	2	5	Harvest, Mechanical, 2nd Thin, Machine, Loblolly	23	\$814.80	\$8,148.00
16 8N 13W	2	17	Harvest, Mechanical, 2nd Thin, Machine, Loblolly	26	\$910.00	\$9,077.12
16 8N 13W	2	24	Harvest, Mechanical, 2nd Thin, Machine, Loblolly	13	\$455.00	\$4,550.00
16 8N 13W	3	8	Harvest, Mechanical, 1st Thin, Machine, Loblolly	5	\$164.50	\$1,222.00
16 8N 13W	3	21	Harvest, Mechanical, 1st Thin, Machine, Loblolly	3	\$105.00	\$780.00
16 8N 13W	3	22	Harvest, Mechanical, 1st Thin, Machine, Loblolly	2	\$81.55	\$605.80
16 8N 13W	3	25	Harvest, Mechanical, 1st Thin, Machine, Loblolly	5	\$179.90	\$1,336.40
16 9N 10W	1	3	Harvest, Mechanical, 2nd Thin, Machine, Loblolly	27	\$945.00	\$9,450.00

STR	Strata	Stand	Activity	Acre	Est. Cost	Est. Revenue
16 9N 10W	1	4	Harvest, Mechanical, 2nd Thin, Machine, Loblolly	11	\$370.30	\$3,703.00
16 9N 10W	3	6	Harvest, Mechanical, Final, Machine, Misc Hardwood	139	\$4,865.00	\$151,371.00
16 9N 10W	3	11	Harvest, Mechanical, Final, Machine, Misc Hardwood	22	\$770.00	\$23,958.00
16 9N 10W	3	14	Harvest, Mechanical, Final, Machine, Misc Hardwood	5	\$175.00	\$5,445.00
16 9N 13W	4	6	Harvest, Mechanical, 2nd Thin, Machine, Loblolly	84	\$2,940.00	\$29,400.00

Yearly Totals 1.814 \$79,277.63 \$541,607.62

2020

16 6N 10W	5	5	Harvest, Mechanical, Final, Machine, Loblolly	28	\$980.00	\$45,024.00
16 6N 10W	6	6	Harvest, Mechanical, Final, Machine, Loblolly	32	\$1,120.00	\$113,824.00
16 6N 10W	8	10	Harvest, Mechanical, Final, Machine, Longleaf	11	\$385.00	\$16,621.00
16 6N 10W	8	12	Harvest, Mechanical, Final, Machine, Longleaf	16	\$574.00	\$24,780.40
16 6N 12W	5	2	Harvest, Mechanical, 2nd Thin, Machine, Loblolly	42	\$1,470.00	\$14,700.00
16 7N 11W	4	8	Fire Protection, Other, Burn, Hand, Hazard Mitigation	173	\$4,318.25	\$0.00
16 7N 11W	4	17	Fire Protection, Other, Burn, Hand, Hazard Mitigation	1	\$27.00	\$0.00
16 7N 11W	4	20	Fire Protection, Other, Burn, Hand, Hazard Mitigation	4	\$104.25	\$0.00
16 7N 13W	2	8	Fire Protection, Other, Burn, Hand, Hazard Mitigation	34	\$852.75	\$0.00
16 7N 13W	2	9	Fire Protection, Other, Burn, Hand, Hazard Mitigation	17	\$425.00	\$0.00
16 7N 13W	5	2	Technical, Establish, Cruise, Hand, Inventory	78	\$77.63	\$0.00
16 7N 13W	5	10	Technical, Establish, Cruise, Hand, Inventory	32	\$31.79	\$0.00
16 7N 13W	5	17	Technical, Establish, Cruise, Hand, Inventory	28	\$27.59	\$0.00
16 9N 10W	3	6	Site Preparation, Mechanical, Shear/Rake, Machine, Cut-Over	139	\$48,594.00	\$0.00
16 9N 10W	3	6	Post Plant, Chemical, Broadcast, Aerial, Combination	139	\$10,413.00	\$0.00
16 9N 10W	3	6	Regeneration, Artificial, Plant, Hand, Loblolly	139	\$18,743.40	\$0.00

STR	Strata	Stand	Activity	Acre	Est. Cost	Est. Revenue
16 9N 10W	3	11	Regeneration, Artificial, Plant, Hand, Loblolly	22	\$2,999.70	\$0.00
16 9N 10W	3	11	Site Preparation, Mechanical, Shear/Rake, Machine, Cut-Over	22	\$7,777.00	\$0.00
16 9N 10W	3	11	Post Plant, Chemical, Broadcast, Aerial, Combination	22	\$1,666.50	\$0.00
16 9N 10W	3	14	Post Plant, Chemical, Broadcast, Aerial, Combination	5	\$399.75	\$0.00
16 9N 10W	3	14	Site Preparation, Mechanical, Shear/Rake, Machine, Cut-Over	5	\$1,865.50	\$0.00
16 9N 10W	3	14	Regeneration, Artificial, Plant, Hand, Loblolly	5	\$719.55	\$0.00
16 9N 12W	1	19	Fire Protection, Other, Burn, Hand, Hazard Mitigation	27	\$675.00	\$0.00
16 9N 12W	2	4	Fire Protection, Other, Burn, Hand, Hazard Mitigation	31	\$765.50	\$0.00
16 9N 12W	2	6	Fire Protection, Other, Burn, Hand, Hazard Mitigation	35	\$882.50	\$0.00
16 9N 12W	2	8	Fire Protection, Other, Burn, Hand, Hazard Mitigation	21	\$524.25	\$0.00
16 9N 12W	2	13	Fire Protection, Other, Burn, Hand, Hazard Mitigation	9	\$220.75	\$0.00
16 9N 12W	2	14	Fire Protection, Other, Burn, Hand, Hazard Mitigation	4	\$102.75	\$0.00

Yearly Totals

1.122

\$106,742.41

\$214,949.40

2021

16 6N 10W	5	5	Site Preparation, Chemical, Broadcast, Aerial, Combination	28	\$2,660.00	\$0.00
16 6N 10W	5	5	Site Preparation, Other, Burn, Hand, Cut-Over	28	\$700.00	\$0.00
16 6N 10W	5	5	Regeneration, Artificial, Plant, Machine, Loblolly	28	\$3,780.00	\$0.00
16 6N 10W	6	6	Site Preparation, Other, Burn, Hand, Cut-Over	32	\$800.00	\$0.00
16 6N 10W	6	6	Regeneration, Artificial, Plant, Machine, Loblolly	32	\$4,320.00	\$0.00
16 6N 10W	6	6	Site Preparation, Chemical, Broadcast, Aerial, Woody	32	\$3,040.00	\$0.00
16 6N 10W	8	10	Site Preparation, Chemical, Broadcast, Aerial, Combination	11	\$1,084.90	\$0.00
16 6N 10W	8	10	Regeneration, Artificial, Plant, Machine, Loblolly	11	\$1,541.70	\$0.00
16 6N 10W	8	12	Site Preparation, Chemical, Broadcast, Aerial, Combination	16	\$1,558.00	\$0.00

STR	Strata	Stand	Activity	Acre	Est. Cost	Est. Revenue
16 6N 10W	8	12	Regeneration, Artificial, Plant, Machine, Loblolly	16	\$2,214.00	\$0.00
16 6N 11W	2	5	Harvest, Mechanical, Final, Machine, Loblolly	17	\$595.00	\$17,510.00
16 6N 11W	2	10	Harvest, Mechanical, Final, Machine, Loblolly	44	\$1,544.20	\$45,443.60
16 6N 13W	4	2	Fire Protection, Other, Burn, Hand, Fuel Reduction	95	\$2,375.00	\$0.00
16 6N 13W	4	6	Fire Protection, Other, Burn, Hand, Fuel Reduction	7	\$184.75	\$0.00
16 6N 13W	4	12	Fire Protection, Other, Burn, Hand, Fuel Reduction	7	\$176.00	\$0.00
16 7N 11W	4	8	Harvest, Mechanical, 2nd Thin, Machine, Loblolly	173	\$6,055.00	\$60,550.00
16 7N 11W	4	17	Harvest, Mechanical, 2nd Thin, Machine, Loblolly	1	\$37.80	\$378.00
16 7N 11W	4	20	Harvest, Mechanical, 2nd Thin, Machine, Loblolly	4	\$145.95	\$1,459.50
16 7N 12W	2	8	Fire Protection, Other, Burn, Hand, Hazard Mitigation	36	\$890.75	\$0.00
16 7N 12W	2	15	Fire Protection, Other, Burn, Hand, Hazard Mitigation	2	\$39.50	\$0.00
16 7N 12W	2	21	Fire Protection, Other, Burn, Hand, Hazard Mitigation	6	\$150.00	\$0.00
16 7N 12W	2	22	Fire Protection, Other, Burn, Hand, Hazard Mitigation	4	\$96.50	\$0.00
16 7N 12W	2	23	Fire Protection, Other, Burn, Hand, Hazard Mitigation	25	\$628.25	\$0.00
16 7N 13W	2	8	Harvest, Mechanical, 2nd Thin, Machine, Loblolly	34	\$1,193.85	\$11,938.50
16 7N 13W	2	9	Harvest, Mechanical, 2nd Thin, Machine, Loblolly	17	\$595.00	\$5,950.00
16 8N 11W	2	1	Harvest, Mechanical, 2nd Thin, Machine, Loblolly	12	\$420.00	\$4,200.00
16 8N 11W	2	6	Harvest, Mechanical, 2nd Thin, Machine, Loblolly	15	\$509.95	\$5,099.50
16 9N 10W	3	6	Technical, Establish, Cruise, Hand, Inventory	139	\$138.84	\$0.00
16 9N 10W	3	11	Technical, Establish, Cruise, Hand, Inventory	22	\$22.22	\$0.00
16 9N 10W	3	14	Technical, Establish, Cruise, Hand, Inventory	5	\$5.33	\$0.00
16 9N 11W	4	3	Harvest, Mechanical, Final, Machine, Loblolly	9	\$322.35	\$13,916.31
16 9N 11W	4	18	Harvest, Mechanical, Final, Machine, Loblolly	29	\$1,015.00	\$43,819.00

STR	Strata	Stand	Activity	Acre	Est. Cost	Est. Revenue
16 9N 12W	1	19	Harvest, Mechanical, 2nd Thin, Machine, Loblolly	27	\$945.00	\$9,450.00
16 9N 12W	2	4	Harvest, Mechanical, 2nd Thin, Machine, Loblolly	31	\$1,071.70	\$10,717.00
16 9N 12W	2	6	Harvest, Mechanical, 2nd Thin, Machine, Loblolly	35	\$1,235.50	\$12,355.00
16 9N 12W	2	8	Harvest, Mechanical, 2nd Thin, Machine, Loblolly	21	\$733.95	\$7,339.50
16 9N 12W	2	13	Harvest, Mechanical, 2nd Thin, Machine, Loblolly	9	\$315.00	\$3,150.00
16 9N 12W	2	14	Harvest, Mechanical, 2nd Thin, Machine, Loblolly	4	\$143.85	\$1,438.50
Yearly Totals				1.066	\$43,284.84	\$254,714.41
Grand Totals				15.699	\$893,332.59	\$4,155,702.09

Stand Activity Summary for

Filters Applied: County:
 Client Class: School Trust Land
 District:
 Client:
 STR:
 Activity: Harvest
 Year: 2012 Through 2021

STR	Strata	Stand	Activity	Acre	Est. Cost	Est. Revenue
2012						
16 6N 10W	4	17	Harvest, Mechanical, Regeneration, Machine, Longleaf	72	\$2,880.00	\$112,968.00
16 6N 12W	5	2	Harvest, Mechanical, 1st Thin, Machine, Loblolly	42	\$840.00	\$17,976.00
16 7N 12W	5	2	Harvest, Mechanical, Final, Machine, Loblolly	206	\$8,240.00	\$394,739.26
16 7N 12W	5	18	Harvest, Mechanical, Final, Machine, Loblolly	6	\$257.20	\$12,321.23
16 9N 10W	2	1	Harvest, Mechanical, 2nd Thin, Machine, Loblolly	113	\$2,252.60	\$39,420.50
16 9N 10W	2	8	Harvest, Mechanical, 2nd Thin, Machine, Loblolly	23	\$460.00	\$8,050.00
16 9N 13W	5	12	Harvest, Mechanical, 2nd Thin, Machine, Loblolly	45	\$540.45	\$19,205.10
16 9N 13W	5	16	Harvest, Mechanical, 2nd Thin, Machine, Loblolly	3	\$36.03	\$1,280.34
16 9N 13W	5	19	Harvest, Mechanical, 2nd Thin, Machine, Loblolly	4	\$48.04	\$1,707.12
Yearly Totals				514	\$15,554.32	\$607,667.55
2013						
16 6N 11W	4	8	Harvest, Mechanical, 1st Thin, Machine, Longleaf	47	\$1,629.95	\$12,108.20
16 6N 11W	4	15	Harvest, Mechanical, 1st Thin, Machine, Longleaf	4	\$140.00	\$1,040.00
16 6N 12W	6	18	Harvest, Mechanical, 2nd Thin, Machine, Loblolly	7	\$243.60	\$2,436.00
16 6N 12W	6	28	Harvest, Mechanical, 2nd Thin, Machine, Loblolly	7	\$227.85	\$2,278.50
16 6N 12W	6	29	Harvest, Mechanical, 2nd Thin, Machine, Loblolly	5	\$180.60	\$1,806.00
16 6N 12W	6	30	Harvest, Mechanical, 2nd Thin, Machine, Loblolly	13	\$455.00	\$4,550.00
16 6N 13W	2	1	Harvest, Mechanical, 2nd Thin, Machine, Loblolly	112	\$3,920.00	\$39,200.00

STR	Strata	Stand	Activity	Acre	Est. Cost	Est. Revenue
16 6N 13W	2	14	Harvest, Mechanical, 2nd Thin, Machine, Loblolly	4	\$151.20	\$1,512.00
16 6N 13W	2	15	Harvest, Mechanical, 2nd Thin, Machine, Loblolly	63	\$2,194.15	\$21,941.50
16 6N 13W	2	17	Harvest, Mechanical, 2nd Thin, Machine, Loblolly	8	\$282.10	\$2,821.00
16 6N 13W	2	19	Harvest, Mechanical, 2nd Thin, Machine, Loblolly	23	\$807.80	\$8,078.00
16 7N 10W	3	4	Harvest, Mechanical, Final, Machine, Slash	115	\$4,041.10	\$190,987.00
16 7N 10W	3	7	Harvest, Mechanical, Final, Machine, Slash	62	\$2,170.00	\$102,556.68
16 7N 11W	4	8	Harvest, Mechanical, 1st Thin, Machine, Loblolly	173	\$6,055.00	\$44,980.00
16 7N 11W	4	17	Harvest, Mechanical, 1st Thin, Machine, Loblolly	1	\$37.80	\$280.80
16 7N 11W	4	20	Harvest, Mechanical, 1st Thin, Machine, Loblolly	4	\$145.95	\$1,084.20
16 7N 12W	1	1	Harvest, Mechanical, 2nd Thin, Machine, Loblolly	68	\$2,380.00	\$23,800.00
16 7N 12W	1	5	Harvest, Mechanical, 2nd Thin, Machine, Loblolly	11	\$382.55	\$3,825.50
16 7N 12W	1	11	Harvest, Mechanical, 2nd Thin, Machine, Loblolly	3	\$90.30	\$903.00
16 7N 12W	1	12	Harvest, Mechanical, 2nd Thin, Machine, Loblolly	18	\$624.05	\$6,240.50
16 7N 12W	1	13	Harvest, Mechanical, 2nd Thin, Machine, Loblolly	21	\$725.20	\$7,252.00
16 7N 13W	2	8	Harvest, Mechanical, 1st Thin, Machine, Loblolly	34	\$1,193.85	\$8,868.60
16 7N 13W	2	9	Harvest, Mechanical, 1st Thin, Machine, Loblolly	17	\$595.00	\$4,420.00
16 8N 11W	2	1	Harvest, Mechanical, 1st Thin, Machine, Loblolly	12	\$420.00	\$3,120.00
16 8N 11W	2	6	Harvest, Mechanical, 1st Thin, Machine, Loblolly	15	\$509.95	\$3,788.20
16 9N 12W	1	19	Harvest, Mechanical, 1st Thin, Machine, Loblolly	27	\$945.00	\$7,020.00
16 9N 12W	2	4	Harvest, Mechanical, 1st Thin, Machine, Loblolly	31	\$1,071.70	\$16,398.23
16 9N 12W	2	6	Harvest, Mechanical, 1st Thin, Machine, Loblolly	35	\$1,235.50	\$18,904.56
16 9N 12W	2	8	Harvest, Mechanical, 1st Thin, Machine, Loblolly	21	\$733.95	\$11,230.27
16 9N 12W	2	13	Harvest, Mechanical, 1st Thin, Machine, Loblolly	9	\$315.00	\$4,819.86

STR	Strata	Stand	Activity	Acre	Est. Cost	Est. Revenue
16 9N 12W	2	14	Harvest, Mechanical, 1st Thin, Machine, Loblolly	4	\$143.85	\$2,201.07

Yearly Totals				973	\$34,048.00	\$560,451.68
----------------------	--	--	--	------------	--------------------	---------------------

2014

16 7N 12W	2	8	Harvest, Mechanical, 1st Thin, Machine, Loblolly	36	\$1,247.05	\$9,263.80
16 7N 12W	2	15	Harvest, Mechanical, 1st Thin, Machine, Loblolly	2	\$55.30	\$410.80
16 7N 12W	2	21	Harvest, Mechanical, 1st Thin, Machine, Loblolly	6	\$210.00	\$1,560.00
16 7N 12W	2	22	Harvest, Mechanical, 1st Thin, Machine, Loblolly	4	\$135.10	\$1,003.60
16 7N 12W	2	23	Harvest, Mechanical, 1st Thin, Machine, Loblolly	25	\$879.55	\$6,533.80
16 8N 13W	4	6	Harvest, Mechanical, 2nd Thin, Machine, Loblolly	19	\$674.80	\$6,748.00
16 8N 13W	4	19	Harvest, Mechanical, 2nd Thin, Machine, Loblolly	5	\$175.00	\$1,750.00
16 8N 13W	5	1	Harvest, Mechanical, Regeneration, Machine, Loblolly	205	\$7,175.00	\$380,258.60

Yearly Totals				301	\$10,551.80	\$407,528.60
----------------------	--	--	--	------------	--------------------	---------------------

2015

16 6N 11W	5	1	Harvest, Mechanical, 2nd Thin, Machine, Loblolly	113	\$3,952.20	\$47,381.23
16 6N 11W	5	3	Harvest, Mechanical, 2nd Thin, Machine, Loblolly	35	\$1,229.20	\$14,736.35
16 6N 11W	5	12	Harvest, Mechanical, 2nd Thin, Machine, Loblolly	28	\$995.40	\$11,933.42
16 6N 11W	5	13	Harvest, Mechanical, 2nd Thin, Machine, Loblolly	28	\$969.85	\$11,627.12
16 6N 11W	5	14	Harvest, Mechanical, 2nd Thin, Machine, Loblolly	26	\$910.00	\$10,909.60
16 6N 11W	5	16	Harvest, Mechanical, 2nd Thin, Machine, Loblolly	1	\$26.25	\$314.70
16 6N 13W	1	22	Harvest, Mechanical, 1st Thin, Machine, Loblolly	6	\$202.65	\$1,505.40
16 6N 13W	1	23	Harvest, Mechanical, 1st Thin, Machine, Loblolly	2	\$70.00	\$520.00
16 6N 13W	1	24	Harvest, Mechanical, 1st Thin, Machine, Loblolly	4	\$128.80	\$956.80
16 6N 13W	3	3	Harvest, Mechanical, 1st Thin, Machine, Loblolly	3	\$105.00	\$780.00

STR	Strata	Stand	Activity	Acre	Est. Cost	Est. Revenue
16 6N 13W	3	8	Harvest, Mechanical, 1st Thin, Machine, Loblolly	69	\$2,402.05	\$17,843.80
16 6N 13W	3	9	Harvest, Mechanical, 1st Thin, Machine, Loblolly	8	\$280.00	\$2,080.00
16 6N 13W	3	18	Harvest, Mechanical, 1st Thin, Machine, Loblolly	1	\$42.70	\$317.20
16 6N 13W	3	25	Harvest, Mechanical, 1st Thin, Machine, Loblolly	3	\$105.00	\$780.00
16 6N 13W	3	26	Harvest, Mechanical, 1st Thin, Machine, Loblolly	3	\$91.70	\$681.20
16 6N 13W	3	28	Harvest, Mechanical, 1st Thin, Machine, Loblolly	12	\$424.90	\$3,156.40
16 7N 13W	3	11	Harvest, Mechanical, 1st Thin, Machine, Loblolly	80	\$2,800.00	\$29,347.20
16 9N 11W	5	5	Harvest, Mechanical, Regeneration, Machine, Loblolly	9	\$297.85	\$16,271.12
16 9N 11W	5	8	Harvest, Mechanical, Regeneration, Machine, Loblolly	4	\$147.35	\$8,049.52
16 9N 11W	5	9	Harvest, Mechanical, Regeneration, Machine, Loblolly	27	\$945.00	\$51,624.00
16 9N 11W	5	12	Harvest, Mechanical, Regeneration, Machine, Loblolly	61	\$2,150.40	\$117,473.28
16 9N 11W	5	13	Harvest, Mechanical, Regeneration, Machine, Loblolly	17	\$600.60	\$32,809.92
16 9N 11W	5	17	Harvest, Mechanical, Regeneration, Machine, Loblolly	11	\$400.75	\$21,892.40

Yearly Totals

551

\$19,277.65

\$402,990.66

2016

16 6N 12W	3	4	Harvest, Mechanical, 1st Thin, Machine, Loblolly	81	\$2,851.80	\$21,184.80
16 6N 12W	3	24	Harvest, Mechanical, 1st Thin, Machine, Loblolly	12	\$420.00	\$3,120.00
16 6N 12W	3	25	Harvest, Mechanical, 1st Thin, Machine, Loblolly	1	\$29.40	\$218.40
16 6N 12W	3	31	Harvest, Mechanical, 1st Thin, Machine, Loblolly	2	\$68.60	\$509.60
16 7N 11W	5	6	Harvest, Mechanical, Final, Machine, Loblolly	4	\$131.95	\$4,867.07
16 7N 11W	5	7	Harvest, Mechanical, Final, Machine, Loblolly	5	\$160.65	\$5,925.69
16 7N 11W	5	11	Harvest, Mechanical, Final, Machine, Loblolly	28	\$980.00	\$36,148.00
16 8N 12W	2	19	Harvest, Mechanical, Regeneration, Machine, Loblolly	4	\$140.00	\$6,239.04

STR	Strata	Stand	Activity	Acre	Est. Cost	Est. Revenue
16 8N 12W	2	28	Harvest, Mechanical, Regeneration, Machine, Loblolly	25	\$875.00	\$38,994.00
Yearly Totals				162	\$5,657.40	\$117,206.60
2017						
16 7N 10W	1	1	Harvest, Mechanical, 2nd Thin, Machine, Slash	237	\$8,282.05	\$85,754.71
16 7N 10W	1	2	Harvest, Mechanical, 2nd Thin, Machine, Slash	37	\$1,295.00	\$13,408.80
16 7N 10W	2	5	Harvest, Mechanical, Final, Machine, Slash	24	\$852.95	\$44,353.40
16 7N 10W	2	8	Harvest, Mechanical, Final, Machine, Slash	116	\$4,060.00	\$211,120.00
16 8N 10W	2	12	Harvest, Mechanical, 2nd Thin, Machine, Loblolly	27	\$941.85	\$9,418.50
16 8N 10W	2	13	Harvest, Mechanical, 2nd Thin, Machine, Loblolly	51	\$1,785.00	\$17,850.00
16 8N 10W	4	8	Harvest, Mechanical, 1st Thin, Machine, Loblolly	6	\$210.00	\$1,560.00
16 8N 10W	4	14	Harvest, Mechanical, 1st Thin, Machine, Loblolly	34	\$1,193.15	\$8,863.40
16 8N 10W	4	17	Harvest, Mechanical, 1st Thin, Machine, Loblolly	4	\$129.50	\$962.00
16 8N 10W	4	18	Harvest, Mechanical, 1st Thin, Machine, Loblolly	6	\$220.85	\$1,640.60
16 8N 11W	1	2	Harvest, Mechanical, 1st Thin, Machine, Loblolly	18	\$646.80	\$4,804.80
16 8N 11W	1	3	Harvest, Mechanical, 1st Thin, Machine, Loblolly	26	\$917.00	\$6,812.00
16 8N 11W	1	5	Harvest, Mechanical, 1st Thin, Machine, Loblolly	18	\$630.00	\$4,680.00
16 8N 11W	1	10	Harvest, Mechanical, 1st Thin, Machine, Loblolly	32	\$1,111.60	\$8,257.60
16 8N 11W	1	11	Harvest, Mechanical, 1st Thin, Machine, Loblolly	3	\$99.05	\$735.80
16 8N 11W	1	13	Harvest, Mechanical, 1st Thin, Machine, Loblolly	2	\$84.35	\$626.60
16 8N 12W	5	3	Harvest, Mechanical, 2nd Thin, Machine, Loblolly	11	\$385.00	\$5,768.84
16 8N 12W	5	6	Harvest, Mechanical, 2nd Thin, Machine, Loblolly	23	\$805.00	\$12,347.32
16 9N 11W	3	11	Harvest, Mechanical, 2nd Thin, Machine, Loblolly	1	\$36.05	\$360.50
16 9N 11W	3	21	Harvest, Mechanical, 2nd Thin, Machine, Loblolly	127	\$4,453.75	\$44,537.50

STR	Strata	Stand	Activity	Acre	Est. Cost	Est. Revenue
16 9N 11W	3	22	Harvest, Mechanical, 2nd Thin, Machine, Loblolly	75	\$2,625.00	\$26,250.00
16 9N 12W	3	3	Harvest, Mechanical, 1st Thin, Machine, Loblolly	7	\$232.05	\$1,723.80
16 9N 12W	3	7	Harvest, Mechanical, 1st Thin, Machine, Loblolly	31	\$1,085.00	\$8,060.00
16 9N 12W	3	15	Harvest, Mechanical, 1st Thin, Machine, Loblolly	1	\$31.15	\$231.40
16 9N 12W	3	23	Harvest, Mechanical, 1st Thin, Machine, Loblolly	3	\$101.50	\$754.00
16 9N 12W	3	24	Harvest, Mechanical, 1st Thin, Machine, Loblolly	5	\$157.50	\$1,170.00
16 9N 13W	3	7	Harvest, Mechanical, 1st Thin, Machine, Loblolly	124	\$4,354.00	\$32,344.00
16 9N 13W	3	21	Harvest, Mechanical, 1st Thin, Machine, Loblolly	19	\$665.00	\$4,940.00

Yearly Totals

1.068

\$37,390.15

\$559,335.57

2018

16 6N 10W	1	9	Harvest, Mechanical, 2nd Thin, Machine, Loblolly	88	\$3,075.45	\$31,849.36
16 6N 10W	1	16	Harvest, Mechanical, 2nd Thin, Machine, Loblolly	16	\$560.00	\$5,799.36
16 6N 12W	1	1	Harvest, Mechanical, 2nd Thin, Machine, Loblolly	69	\$2,412.20	\$24,122.00
16 6N 12W	1	5	Harvest, Mechanical, 2nd Thin, Machine, Loblolly	3	\$108.15	\$1,081.50
16 6N 12W	1	6	Harvest, Mechanical, 2nd Thin, Machine, Loblolly	4	\$140.00	\$1,400.00
16 6N 12W	1	21	Harvest, Mechanical, 2nd Thin, Machine, Loblolly	10	\$360.85	\$3,608.50
16 6N 12W	1	27	Harvest, Mechanical, 2nd Thin, Machine, Loblolly	4	\$124.95	\$1,249.50
16 7N 11W	1	2	Harvest, Mechanical, 2nd Thin, Machine, Loblolly	67	\$2,358.30	\$23,583.00
16 7N 11W	1	12	Harvest, Mechanical, 2nd Thin, Machine, Loblolly	12	\$430.50	\$4,305.00
16 7N 11W	1	13	Harvest, Mechanical, 2nd Thin, Machine, Loblolly	18	\$630.00	\$6,300.00
16 7N 11W	1	14	Harvest, Mechanical, 2nd Thin, Machine, Loblolly	17	\$579.60	\$5,796.00
16 7N 13W	5	2	Harvest, Mechanical, Final, Machine, Misc Hardwood	78	\$2,730.00	\$131,742.00
16 7N 13W	5	10	Harvest, Mechanical, Final, Machine, Misc Hardwood	32	\$1,112.65	\$53,693.31

STR	Strata	Stand	Activity	Acre	Est. Cost	Est. Revenue
16 7N 13W	5	17	Harvest, Mechanical, Final, Machine, Misc Hardwood	28	\$965.65	\$46,599.51
16 8N 12W	3	7	Harvest, Mechanical, 2nd Thin, Machine, Loblolly	37	\$1,294.30	\$12,943.00
16 8N 12W	3	10	Harvest, Mechanical, 2nd Thin, Machine, Loblolly	30	\$1,037.05	\$10,370.50
16 8N 12W	3	15	Harvest, Mechanical, 2nd Thin, Machine, Loblolly	55	\$1,925.00	\$19,250.00
16 8N 12W	4	2	Harvest, Mechanical, 1st Thin, Machine, Loblolly	12	\$410.90	\$3,052.40
16 8N 12W	4	18	Harvest, Mechanical, 1st Thin, Machine, Loblolly	23	\$814.80	\$6,052.80
16 8N 12W	4	21	Harvest, Mechanical, 1st Thin, Machine, Loblolly	7	\$249.90	\$1,856.40
16 8N 12W	4	22	Harvest, Mechanical, 1st Thin, Machine, Loblolly	2	\$64.05	\$475.80
16 8N 12W	4	26	Harvest, Mechanical, 1st Thin, Machine, Loblolly	6	\$210.00	\$1,560.00
16 8N 12W	4	27	Harvest, Mechanical, 1st Thin, Machine, Loblolly	3	\$112.35	\$834.60
16 8N 12W	4	32	Harvest, Mechanical, 1st Thin, Machine, Loblolly	1	\$49.70	\$369.20
16 8N 12W	4	34	Harvest, Mechanical, 1st Thin, Machine, Loblolly	1	\$47.60	\$353.60
16 8N 12W	5	1	Harvest, Mechanical, 1st Thin, Machine, Loblolly	6	\$210.00	\$2,606.64
16 8N 13W	1	2	Harvest, Mechanical, 2nd Thin, Machine, Loblolly	63	\$2,218.65	\$22,186.50
16 8N 13W	1	16	Harvest, Mechanical, 2nd Thin, Machine, Loblolly	58	\$2,015.30	\$20,153.00
16 8N 13W	1	18	Harvest, Mechanical, 2nd Thin, Machine, Loblolly	2	\$70.00	\$700.00
16 8N 13W	1	26	Harvest, Mechanical, 2nd Thin, Machine, Loblolly	6	\$198.45	\$1,984.50
16 9N 12W	5	2	Harvest, Mechanical, 2nd Thin, Machine, Loblolly	33	\$1,155.00	\$11,550.00
16 9N 12W	5	17	Harvest, Mechanical, 2nd Thin, Machine, Loblolly	16	\$564.20	\$5,642.00
16 9N 12W	5	20	Harvest, Mechanical, 2nd Thin, Machine, Loblolly	16	\$567.70	\$5,677.00
16 9N 12W	5	21	Harvest, Mechanical, 2nd Thin, Machine, Loblolly	59	\$2,050.30	\$20,503.00

Yearly Totals

882

\$30,853.55

\$489,249.98

2019

STR	Strata	Stand	Activity	Acre	Est. Cost	Est. Revenue
16 6N 10W	2	4	Harvest, Mechanical, 2nd Thin, Machine, Loblolly	109	\$3,815.00	\$40,866.28
16 6N 10W	2	14	Harvest, Mechanical, 2nd Thin, Machine, Loblolly	43	\$1,499.40	\$16,061.57
16 6N 10W	3	1	Harvest, Mechanical, 2nd Thin, Machine, Loblolly	15	\$525.00	\$5,623.80
16 6N 10W	3	2	Harvest, Mechanical, 2nd Thin, Machine, Loblolly	46	\$1,605.80	\$17,201.33
16 6N 10W	3	3	Harvest, Mechanical, 2nd Thin, Machine, Loblolly	15	\$537.25	\$5,755.02
16 6N 11W	3	2	Harvest, Mechanical, 1st Thin, Machine, Loblolly	36	\$1,267.35	\$9,414.60
16 6N 11W	3	9	Harvest, Mechanical, 1st Thin, Machine, Loblolly	17	\$595.00	\$4,420.00
16 6N 12W	4	23	Harvest, Mechanical, 1st Thin, Machine, Loblolly	19	\$672.70	\$4,997.20
16 6N 12W	4	32	Harvest, Mechanical, 1st Thin, Machine, Loblolly	79	\$2,765.00	\$20,540.00
16 7N 11W	3	19	Harvest, Mechanical, 1st Thin, Machine, Loblolly	2	\$82.95	\$616.20
16 7N 11W	3	23	Harvest, Mechanical, 1st Thin, Machine, Loblolly	26	\$910.00	\$6,760.00
16 7N 12W	3	7	Harvest, Mechanical, 1st Thin, Machine, Loblolly	40	\$1,405.95	\$10,444.20
16 7N 12W	3	9	Harvest, Mechanical, 1st Thin, Machine, Loblolly	60	\$2,090.55	\$15,529.80
16 7N 12W	3	14	Harvest, Mechanical, 1st Thin, Machine, Loblolly	5	\$175.00	\$1,300.00
16 7N 12W	3	17	Harvest, Mechanical, 1st Thin, Machine, Loblolly	19	\$676.55	\$5,025.80
16 7N 13W	1	1	Harvest, Mechanical, 2nd Thin, Machine, Loblolly	130	\$4,550.00	\$45,500.00
16 7N 13W	1	13	Harvest, Mechanical, 2nd Thin, Machine, Loblolly	5	\$191.80	\$1,918.00
16 7N 13W	1	15	Harvest, Mechanical, 2nd Thin, Machine, Loblolly	15	\$537.25	\$5,372.50
16 8N 10W	1	2	Harvest, Mechanical, 2nd Thin, Machine, Loblolly	4	\$149.80	\$1,498.00
16 8N 10W	1	3	Harvest, Mechanical, 2nd Thin, Machine, Loblolly	2	\$78.75	\$787.50
16 8N 10W	1	4	Harvest, Mechanical, 2nd Thin, Machine, Loblolly	18	\$643.65	\$6,436.50
16 8N 10W	1	6	Harvest, Mechanical, 2nd Thin, Machine, Loblolly	112	\$3,920.00	\$39,200.00
16 8N 10W	1	9	Harvest, Mechanical, 2nd Thin, Machine, Loblolly	24	\$836.50	\$8,365.00

STR	Strata	Stand	Activity	Acre	Est. Cost	Est. Revenue
16 8N 10W	1	19	Harvest, Mechanical, 2nd Thin, Machine, Loblolly	54	\$1,892.80	\$18,928.00
16 8N 13W	2	5	Harvest, Mechanical, 2nd Thin, Machine, Loblolly	23	\$814.80	\$8,148.00
16 8N 13W	2	17	Harvest, Mechanical, 2nd Thin, Machine, Loblolly	26	\$910.00	\$9,077.12
16 8N 13W	2	24	Harvest, Mechanical, 2nd Thin, Machine, Loblolly	13	\$455.00	\$4,550.00
16 8N 13W	3	8	Harvest, Mechanical, 1st Thin, Machine, Loblolly	5	\$164.50	\$1,222.00
16 8N 13W	3	21	Harvest, Mechanical, 1st Thin, Machine, Loblolly	3	\$105.00	\$780.00
16 8N 13W	3	22	Harvest, Mechanical, 1st Thin, Machine, Loblolly	2	\$81.55	\$605.80
16 8N 13W	3	25	Harvest, Mechanical, 1st Thin, Machine, Loblolly	5	\$179.90	\$1,336.40
16 9N 10W	1	3	Harvest, Mechanical, 2nd Thin, Machine, Loblolly	27	\$945.00	\$9,450.00
16 9N 10W	1	4	Harvest, Mechanical, 2nd Thin, Machine, Loblolly	11	\$370.30	\$3,703.00
16 9N 10W	3	6	Harvest, Mechanical, Final, Machine, Misc Hardwood	139	\$4,865.00	\$151,371.00
16 9N 10W	3	11	Harvest, Mechanical, Final, Machine, Misc Hardwood	22	\$770.00	\$23,958.00
16 9N 10W	3	14	Harvest, Mechanical, Final, Machine, Misc Hardwood	5	\$175.00	\$5,445.00
16 9N 13W	4	6	Harvest, Mechanical, 2nd Thin, Machine, Loblolly	84	\$2,940.00	\$29,400.00

Yearly Totals 1.263 \$44,200.10 \$541,607.62

2020

16 6N 10W	5	5	Harvest, Mechanical, Final, Machine, Loblolly	28	\$980.00	\$45,024.00
16 6N 10W	6	6	Harvest, Mechanical, Final, Machine, Loblolly	32	\$1,120.00	\$113,824.00
16 6N 10W	8	10	Harvest, Mechanical, Final, Machine, Longleaf	11	\$385.00	\$16,621.00
16 6N 10W	8	12	Harvest, Mechanical, Final, Machine, Longleaf	16	\$574.00	\$24,780.40
16 6N 12W	5	2	Harvest, Mechanical, 2nd Thin, Machine, Loblolly	42	\$1,470.00	\$14,700.00

Yearly Totals 129 \$4,529.00 \$214,949.40

2021

STR	Strata	Stand	Activity	Acre	Est. Cost	Est. Revenue
16 6N 11W	2	5	Harvest, Mechanical, Final, Machine, Loblolly	17	\$595.00	\$17,510.00
16 6N 11W	2	10	Harvest, Mechanical, Final, Machine, Loblolly	44	\$1,544.20	\$45,443.60
16 7N 11W	4	8	Harvest, Mechanical, 2nd Thin, Machine, Loblolly	173	\$6,055.00	\$60,550.00
16 7N 11W	4	17	Harvest, Mechanical, 2nd Thin, Machine, Loblolly	1	\$37.80	\$378.00
16 7N 11W	4	20	Harvest, Mechanical, 2nd Thin, Machine, Loblolly	4	\$145.95	\$1,459.50
16 7N 13W	2	8	Harvest, Mechanical, 2nd Thin, Machine, Loblolly	34	\$1,193.85	\$11,938.50
16 7N 13W	2	9	Harvest, Mechanical, 2nd Thin, Machine, Loblolly	17	\$595.00	\$5,950.00
16 8N 11W	2	1	Harvest, Mechanical, 2nd Thin, Machine, Loblolly	12	\$420.00	\$4,200.00
16 8N 11W	2	6	Harvest, Mechanical, 2nd Thin, Machine, Loblolly	15	\$509.95	\$5,099.50
16 9N 11W	4	3	Harvest, Mechanical, Final, Machine, Loblolly	9	\$322.35	\$13,916.31
16 9N 11W	4	18	Harvest, Mechanical, Final, Machine, Loblolly	29	\$1,015.00	\$43,819.00
16 9N 12W	1	19	Harvest, Mechanical, 2nd Thin, Machine, Loblolly	27	\$945.00	\$9,450.00
16 9N 12W	2	4	Harvest, Mechanical, 2nd Thin, Machine, Loblolly	31	\$1,071.70	\$10,717.00
16 9N 12W	2	6	Harvest, Mechanical, 2nd Thin, Machine, Loblolly	35	\$1,235.50	\$12,355.00
16 9N 12W	2	8	Harvest, Mechanical, 2nd Thin, Machine, Loblolly	21	\$733.95	\$7,339.50
16 9N 12W	2	13	Harvest, Mechanical, 2nd Thin, Machine, Loblolly	9	\$315.00	\$3,150.00
16 9N 12W	2	14	Harvest, Mechanical, 2nd Thin, Machine, Loblolly	4	\$143.85	\$1,438.50
Yearly Totals				482	\$16,879.10	\$254,714.41
Grand Totals				6.325	\$218,941.07	\$4,155,702.09

Property Activities Report

Filters Applied: County:
 Client Class: School Trust Land
 District:
 Client:
 STR:
 Year: 2012 Through 2021

Client Name	Plan Year	STR	Act. Name	Method	Practice	Application	Est. Cost	Act. Object	Est. Miles
Jones County B. O. E.									
2012									
16 7N 11W									
Property Activities									
				Maintain	Paint	Hand	\$1,336.66	Property Boundary	3.993
Totals							\$1,336.66		3.993
16 9N 13W									
Property Activities									
				Maintain	Paint	Hand	\$1,346.37	Property Boundary	4.022
Totals							\$1,346.37		4.022
Summary for 'PlanYear' = 2012									
Totals							\$2,683.04		8.015
2013									
16 6N 12W									
Property Activities									
				Maintain	Paint	Hand	\$1,077.34	Property Boundary	3.993
Totals							\$1,077.34		3.993
16 7N 12W									
Property Activities									
				Maintain	Paint	Hand	\$1,075.18	Property Boundary	3.985
Totals							\$1,075.18		3.985
16 8N 10W									

Client Name	Plan Year	STR	Act. Name	Method	Practice	Application	Est. Cost	Act. Object	Est. Miles
			Property Activities						
				Maintain	Paint	Hand	\$1,083.82	Property Boundary	4.017
						Totals	\$1,083.82		4.017
		16 8N 12W	Property Activities						
				Maintain	Paint	Hand	\$1,083.28	Property Boundary	4.015
						Totals	\$1,083.28		4.015
		16 8N 13W	Property Activities						
				Maintain	Paint	Hand	\$1,076.26	Property Boundary	3.989
						Totals	\$1,076.26		3.989
						Summary for 'PlanYear' = 2013			
						Totals	\$5,395.89		19.999
	2014								
		16 6N 11W	Property Activities						
				Maintain	Paint	Hand	\$1,078.15	Property Boundary	3.996
						Totals	\$1,078.15		3.996
		16 8N 11W	Property Activities						
				Maintain	Paint	Hand	\$1,080.58	Property Boundary	4.005
						Totals	\$1,080.58		4.005
		16 9N 10W	Property Activities						
				Maintain	Paint	Hand	\$1,078.96	Property Boundary	3.999
						Totals	\$1,078.96		3.999

Client Name	Plan Year	STR	Act. Name	Method	Practice	Application	Est. Cost	Act. Object	Est. Miles
							Summary for 'PlanYear' = 2014		
							Totals	\$3,237.70	12
2015									
16 7N 13W									
Property Activities									
				Maintain	Paint	Hand	\$1,081.93	Property Boundary	4.01
							Totals	\$1,081.93	4.01
							Summary for 'PlanYear' = 2015		
							Totals	\$1,081.93	4.01
2016									
16 6N 10W									
Property Activities									
				Maintain	Paint	Hand	\$1,083.82	Property Boundary	4.017
							Totals	\$1,083.82	4.017
16 6N 13W									
Property Activities									
				Maintain	Paint	Hand	\$1,081.12	Property Boundary	4.007
							Totals	\$1,081.12	4.007
							Summary for 'PlanYear' = 2016		
							Totals	\$2,164.94	8.024
2017									
16 9N 11W									
Property Activities									
				Maintain	Paint	Hand	\$1,086.52	Property Boundary	4.027
							Totals	\$1,086.52	4.027
16 9N 12W									
Property Activities									
				Maintain	Paint	Hand	\$1,080.85	Property Boundary	4.006

Client Name	Plan Year	STR	Act. Name	Method	Practice	Application	Est. Cost	Act. Object	Est. Miles
						Totals	\$1,080.85		4.006
						Summary for 'PlanYear' = 2017			
						Totals	\$2,167.37		8.033
	2018								
		16 7N 11W							
			Property Activities						
				Maintain	Paint	Hand	\$1,077.34	Property Boundary	3.993
						Totals	\$1,077.34		3.993
		16 9N 13W							
			Property Activities						
				Maintain	Paint	Hand	\$1,085.17	Property Boundary	4.022
						Totals	\$1,085.17		4.022
						Summary for 'PlanYear' = 2018			
						Totals	\$2,162.51		8.015
	2019								
		16 6N 12W							
			Property Activities						
				Maintain	Paint	Hand	\$1,077.34	Property Boundary	3.993
						Totals	\$1,077.34		3.993
		16 7N 12W							
			Property Activities						
				Maintain	Paint	Hand	\$1,075.18	Property Boundary	3.985
						Totals	\$1,075.18		3.985
		16 8N 10W							
			Property Activities						
				Maintain	Paint	Hand	\$1,083.82	Property Boundary	4.017
						Totals	\$1,083.82		4.017

Client Name	Plan Year	STR	Act. Name	Method	Practice	Application	Est. Cost	Act. Object	Est. Miles
		16 8N 12W							
			Property Activities						
				Maintain	Paint	Hand	\$1,083.28	Property Boundary	4.015
						Totals	\$1,083.28		4.015
		16 8N 13W							
			Property Activities						
				Maintain	Paint	Hand	\$1,076.26	Property Boundary	3.989
						Totals	\$1,076.26		3.989
						Summary for 'PlanYear' = 2019			
						Totals	\$5,395.89		19.999
	2020								
		16 6N 11W							
			Property Activities						
				Maintain	Paint	Hand	\$1,078.15	Property Boundary	3.996
						Totals	\$1,078.15		3.996
		16 8N 11W							
			Property Activities						
				Maintain	Paint	Hand	\$1,080.58	Property Boundary	4.005
						Totals	\$1,080.58		4.005
		16 9N 10W							
			Property Activities						
				Maintain	Paint	Hand	\$1,078.96	Property Boundary	3.999
						Totals	\$1,078.96		3.999
						Summary for 'PlanYear' = 2020			
						Totals	\$3,237.70		12
	2021								
		16 7N 13W							

Client Name	Plan Year	STR	Act. Name	Method	Practice	Application	Est. Cost	Act. Object	Est. Miles
			Property Activities						
				Maintain	Paint	Hand	\$1,081.93	Property Boundary	4.01
						Totals	\$1,081.93		4.01
						Summary for 'PlanYear' = 2021			
						Totals	\$1,081.93		4.01
						Summary for Jones County B. O. E.			
						Totals	\$28,608.89		104.105
Grand Totals							\$28,608.89		104.11

Lines Activities Report

Filters Applied: County:
 Client Class: School Trust Land
 District:
 Client:
 STR:
 Year: 2012 Through 2021

Client Name	Plan Year	STR	Act. Name	Method	Practice	Application	Est. Cost	Act. Object	Est. Miles
Jones County B. O. E.									
2012									
16 6N 12W									
Fire Protection									
				Maintain	Repair	Machine	\$126.24	ermanent Fire Break	1.265
				Maintain	Repair	Machine	\$116.16	ermanent Fire Break	1.164
Totals							\$242.39		2.429
16 7N 11W									
Fire Protection									
				Maintain	Repair	Machine	\$290.89	ermanent Fire Break	2.915
Totals							\$290.89		2.915
16 7N 12W									
Fire Protection									
				Maintain	Repair	Machine	\$326.82	ermanent Fire Break	3.275
Totals							\$326.82		3.275
16 8N 13W									
Fire Protection									
				Maintain	Repair	Machine	\$232.22	ermanent Fire Break	2.327
Totals							\$232.22		2.327
16 9N 13W									
Fire Protection									
				Maintain	Repair	Machine	\$181.12	ermanent Fire Break	1.815

Client Name	Plan Year	STR	Act. Name	Method	Practice	Application	Est. Cost	Act. Object	Est. Miles
						Totals	\$181.12		1.815
						Summary for 'PlanYear' = 2012			
						Totals	\$1,273.45		12.761
	2013								
		16 6N 10W							
			Fire Protection						
				Maintain	Repair	Machine	\$314.74	ermanent Fire Break	3.154
						Totals	\$314.74		3.154
		16 6N 11W							
			Fire Protection						
				Maintain	Repair	Machine	\$111.17	ermanent Fire Break	1.114
				Maintain	Repair	Machine	\$134.52	ermanent Fire Break	1.348
				Maintain	Repair	Machine	\$18.06	ermanent Fire Break	0.181
						Totals	\$263.75		2.643
		16 6N 13W							
			Fire Protection						
				Maintain	Repair	Machine	\$37.32	ermanent Fire Break	0.374
				Maintain	Repair	Machine	\$229.52	ermanent Fire Break	2.3
						Totals	\$266.84		2.674
		16 7N 13W							
			Fire Protection						
				Maintain	Repair	Machine	\$89.31	ermanent Fire Break	0.895
				Maintain	Repair	Machine	\$197.79	ermanent Fire Break	1.982
						Totals	\$287.10		2.877
		16 9N 10W							
			Fire Protection						

Client Name	Plan Year	STR	Act. Name	Method	Practice	Application	Est. Cost	Act. Object	Est. Miles
				Maintain	Repair	Machine	\$52.49	ermanent Fire Break	0.526
				Maintain	Repair	Machine	\$28.34	ermanent Fire Break	0.284
				Maintain	Repair	Machine	\$50.69	ermanent Fire Break	0.508
				Totals			\$131.53		1.318
		16 9N 12W							
			Fire Protection						
				Maintain	Repair	Machine	\$50.99	ermanent Fire Break	0.511
				Maintain	Repair	Machine	\$100.29	ermanent Fire Break	1.005
				Totals			\$151.28		1.516
				Summary for 'PlanYear' = 2013					
				Totals			\$1,415.25		14.182
	2014								
		16 6N 12W							
			Fire Protection						
				Maintain	Repair	Machine	\$126.24	ermanent Fire Break	1.265
				Maintain	Repair	Machine	\$116.16	ermanent Fire Break	1.164
				Totals			\$242.39		2.429
		16 7N 11W							
			Fire Protection						
				Maintain	Repair	Machine	\$290.89	ermanent Fire Break	2.915
				Totals			\$290.89		2.915
		16 7N 12W							
			Fire Protection						
				Maintain	Repair	Machine	\$326.82	ermanent Fire Break	3.275
				Totals			\$326.82		3.275
		16 8N 13W							

Client Name	Plan Year	STR	Act. Name	Method	Practice	Application	Est. Cost	Act. Object	Est. Miles
			Fire Protection						
				Maintain	Repair	Machine	\$232.22	ermanent Fire Break	2.327
						Totals	\$232.22		2.327
		16 9N 13W	Fire Protection						
				Maintain	Repair	Machine	\$181.12	ermanent Fire Break	1.815
						Totals	\$181.12		1.815
						Summary for 'PlanYear' = 2014			
						Totals	\$1,273.45		12.761
	2015								
		16 6N 10W	Fire Protection						
				Maintain	Repair	Machine	\$314.74	ermanent Fire Break	3.154
						Totals	\$314.74		3.154
		16 6N 11W	Fire Protection						
				Maintain	Repair	Machine	\$111.17	ermanent Fire Break	1.114
				Maintain	Repair	Machine	\$18.06	ermanent Fire Break	0.181
				Maintain	Repair	Machine	\$134.52	ermanent Fire Break	1.348
						Totals	\$263.75		2.643
		16 6N 13W	Fire Protection						
				Maintain	Repair	Machine	\$229.52	ermanent Fire Break	2.3
				Maintain	Repair	Machine	\$37.32	ermanent Fire Break	0.374
						Totals	\$266.84		2.674
		16 7N 13W	Fire Protection						

Client Name	Plan Year	STR	Act. Name	Method	Practice	Application	Est. Cost	Act. Object	Est. Miles
				Maintain	Repair	Machine	\$89.31	ermanent Fire Break	0.895
				Maintain	Repair	Machine	\$197.79	ermanent Fire Break	1.982
						Totals	\$287.10		2.877
		16 9N 10W							
			Fire Protection						
				Maintain	Repair	Machine	\$28.34	ermanent Fire Break	0.284
				Maintain	Repair	Machine	\$50.69	ermanent Fire Break	0.508
				Maintain	Repair	Machine	\$52.49	ermanent Fire Break	0.526
						Totals	\$131.53		1.318
		16 9N 12W							
			Fire Protection						
				Maintain	Repair	Machine	\$50.99	ermanent Fire Break	0.511
				Maintain	Repair	Machine	\$100.29	ermanent Fire Break	1.005
						Totals	\$151.28		1.516
						Summary for 'PlanYear' = 2015			
						Totals	\$1,415.25		14.182
	2016								
		16 6N 12W							
			Fire Protection						
				Maintain	Repair	Machine	\$126.24	ermanent Fire Break	1.265
				Maintain	Repair	Machine	\$116.16	ermanent Fire Break	1.164
						Totals	\$242.39		2.429
		16 7N 11W							
			Fire Protection						
				Maintain	Repair	Machine	\$290.89	ermanent Fire Break	2.915
						Totals	\$290.89		2.915

Client Name	Plan Year	STR	Act. Name	Method	Practice	Application	Est. Cost	Act. Object	Est. Miles
		16 7N 12W							
			Fire Protection						
				Maintain	Repair	Machine	\$326.82	ermanent Fire Break	3.275
						Totals	\$326.82		3.275
		16 8N 13W							
			Fire Protection						
				Maintain	Repair	Machine	\$232.22	ermanent Fire Break	2.327
						Totals	\$232.22		2.327
		16 9N 13W							
			Fire Protection						
				Maintain	Repair	Machine	\$181.12	ermanent Fire Break	1.815
						Totals	\$181.12		1.815
						Summary for 'PlanYear' = 2016			
						Totals	\$1,273.45		12.761
	2017								
		16 6N 10W							
			Fire Protection						
				Maintain	Repair	Machine	\$314.74	ermanent Fire Break	3.154
						Totals	\$314.74		3.154
		16 6N 11W							
			Fire Protection						
				Maintain	Repair	Machine	\$134.52	ermanent Fire Break	1.348
				Maintain	Repair	Machine	\$111.17	ermanent Fire Break	1.114
				Maintain	Repair	Machine	\$18.06	ermanent Fire Break	0.181
						Totals	\$263.75		2.643
		16 6N 13W							
			Fire Protection						

Client Name	Plan Year	STR	Act. Name	Method	Practice	Application	Est. Cost	Act. Object	Est. Miles
				Maintain	Repair	Machine	\$229.52	ermanent Fire Break	2.3
				Maintain	Repair	Machine	\$37.32	ermanent Fire Break	0.374
				Totals			\$266.84		2.674
		16 7N 13W							
			Fire Protection						
				Maintain	Repair	Machine	\$197.79	ermanent Fire Break	1.982
				Maintain	Repair	Machine	\$89.31	ermanent Fire Break	0.895
				Totals			\$287.10		2.877
		16 9N 10W							
			Fire Protection						
				Maintain	Repair	Machine	\$50.69	ermanent Fire Break	0.508
				Maintain	Repair	Machine	\$28.34	ermanent Fire Break	0.284
				Maintain	Repair	Machine	\$52.49	ermanent Fire Break	0.526
				Totals			\$131.53		1.318
		16 9N 12W							
			Fire Protection						
				Maintain	Repair	Machine	\$100.29	ermanent Fire Break	1.005
				Maintain	Repair	Machine	\$50.99	ermanent Fire Break	0.511
				Totals			\$151.28		1.516
				Summary for 'PlanYear' = 2017					
				Totals			\$1,415.25		14.182
	2018								
		16 6N 12W							
			Fire Protection						
				Maintain	Repair	Machine	\$116.16	ermanent Fire Break	1.164
				Maintain	Repair	Machine	\$126.24	ermanent Fire Break	1.265

Client Name	Plan Year	STR	Act. Name	Method	Practice	Application	Est. Cost	Act. Object	Est. Miles
						Totals	\$242.39		2.429
		16 7N 11W							
			Fire Protection						
				Maintain	Repair	Machine	\$290.89	ermanent Fire Break	2.915
						Totals	\$290.89		2.915
		16 7N 12W							
			Fire Protection						
				Maintain	Repair	Machine	\$326.82	ermanent Fire Break	3.275
						Totals	\$326.82		3.275
		16 8N 13W							
			Fire Protection						
				Maintain	Repair	Machine	\$232.22	ermanent Fire Break	2.327
						Totals	\$232.22		2.327
		16 9N 13W							
			Fire Protection						
				Maintain	Repair	Machine	\$181.12	ermanent Fire Break	1.815
						Totals	\$181.12		1.815
						Summary for 'PlanYear' = 2018			
						Totals	\$1,273.45		12.761
	2019								
		16 6N 10W							
			Fire Protection						
				Maintain	Repair	Machine	\$314.74	ermanent Fire Break	3.154
						Totals	\$314.74		3.154
		16 6N 11W							
			Fire Protection						
				Maintain	Repair	Machine	\$134.52	ermanent Fire Break	1.348

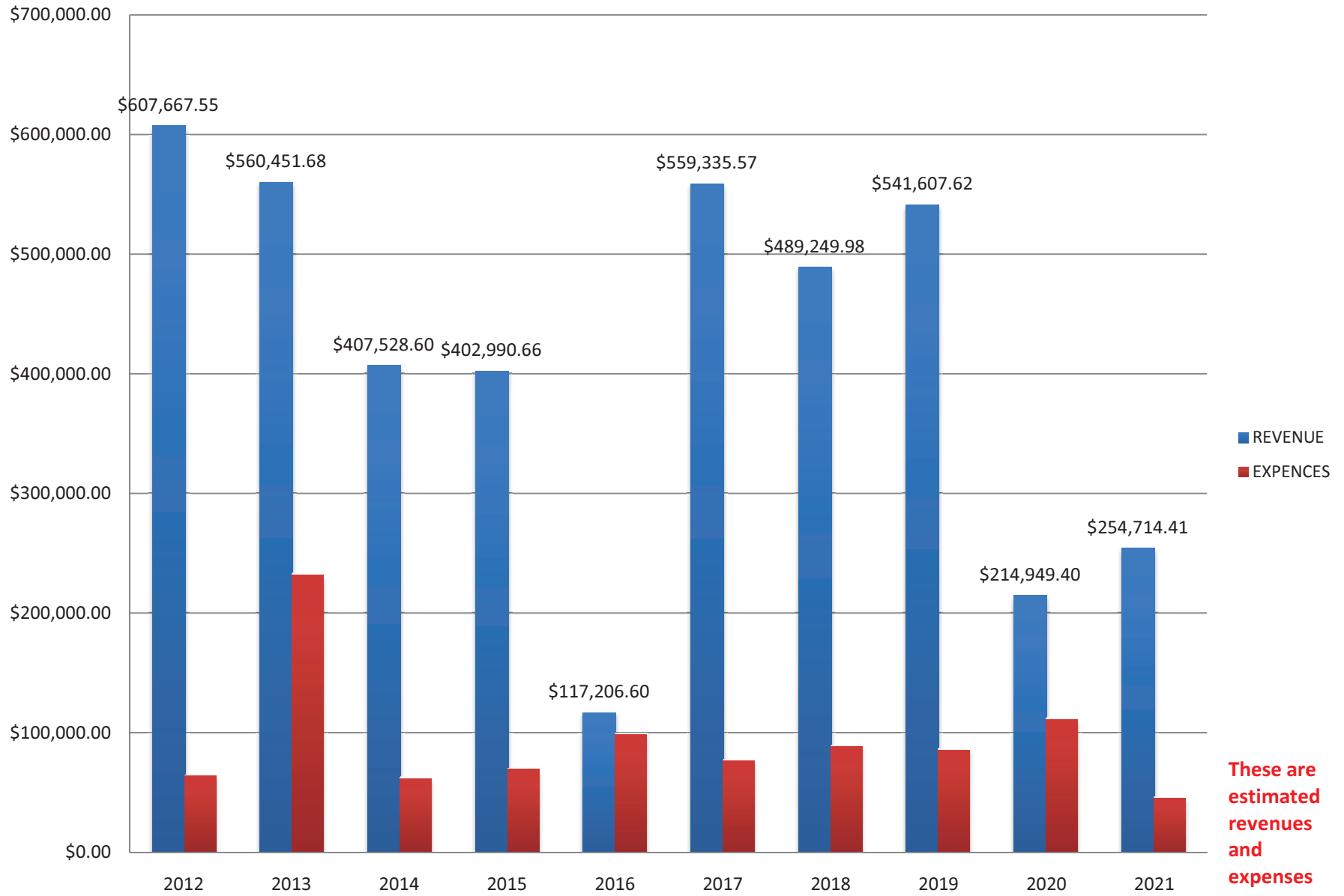
Client Name	Plan Year	STR	Act. Name	Method	Practice	Application	Est. Cost	Act. Object	Est. Miles
				Maintain	Repair	Machine	\$111.17	ermanent Fire Break	1.114
				Maintain	Repair	Machine	\$18.06	ermanent Fire Break	0.181
						Totals	\$263.75		2.643
		16 6N 13W							
			Fire Protection						
				Maintain	Repair	Machine	\$229.52	ermanent Fire Break	2.3
				Maintain	Repair	Machine	\$37.32	ermanent Fire Break	0.374
						Totals	\$266.84		2.674
		16 7N 13W							
			Fire Protection						
				Maintain	Repair	Machine	\$197.79	ermanent Fire Break	1.982
				Maintain	Repair	Machine	\$89.31	ermanent Fire Break	0.895
						Totals	\$287.10		2.877
		16 9N 10W							
			Fire Protection						
				Maintain	Repair	Machine	\$52.49	ermanent Fire Break	0.526
				Maintain	Repair	Machine	\$28.34	ermanent Fire Break	0.284
				Maintain	Repair	Machine	\$50.69	ermanent Fire Break	0.508
						Totals	\$131.53		1.318
		16 9N 12W							
			Fire Protection						
				Maintain	Repair	Machine	\$100.29	ermanent Fire Break	1.005
				Maintain	Repair	Machine	\$50.99	ermanent Fire Break	0.511
						Totals	\$151.28		1.516
						Summary for 'PlanYear' = 2019			
						Totals	\$1,415.25		14.182

Client Name	Plan Year	STR	Act. Name	Method	Practice	Application	Est. Cost	Act. Object	Est. Miles
	2020								
		16 6N 12W							
			Fire Protection						
				Maintain	Repair	Machine	\$126.24	ermanent Fire Break	1.265
				Maintain	Repair	Machine	\$116.16	ermanent Fire Break	1.164
						Totals	\$242.39		2.429
		16 7N 11W							
			Fire Protection						
				Maintain	Repair	Machine	\$290.89	ermanent Fire Break	2.915
						Totals	\$290.89		2.915
		16 7N 12W							
			Fire Protection						
				Maintain	Repair	Machine	\$326.82	ermanent Fire Break	3.275
						Totals	\$326.82		3.275
		16 8N 13W							
			Fire Protection						
				Maintain	Repair	Machine	\$232.22	ermanent Fire Break	2.327
						Totals	\$232.22		2.327
		16 9N 13W							
			Fire Protection						
				Maintain	Repair	Machine	\$181.12	ermanent Fire Break	1.815
						Totals	\$181.12		1.815
						Summary for 'PlanYear' = 2020			
						Totals	\$1,273.45		12.761
	2021								
		16 6N 10W							
			Fire Protection						

Client Name	Plan Year	STR	Act. Name	Method	Practice	Application	Est. Cost	Act. Object	Est. Miles
				Maintain	Repair	Machine	\$314.74	ermanent Fire Break	3.154
						Totals	\$314.74		3.154
		16 6N 11W							
			Fire Protection						
				Maintain	Repair	Machine	\$111.17	ermanent Fire Break	1.114
				Maintain	Repair	Machine	\$134.52	ermanent Fire Break	1.348
				Maintain	Repair	Machine	\$18.06	ermanent Fire Break	0.181
						Totals	\$263.75		2.643
		16 6N 13W							
			Fire Protection						
				Maintain	Repair	Machine	\$37.32	ermanent Fire Break	0.374
				Maintain	Repair	Machine	\$229.52	ermanent Fire Break	2.3
						Totals	\$266.84		2.674
		16 7N 13W							
			Fire Protection						
				Maintain	Repair	Machine	\$197.79	ermanent Fire Break	1.982
				Maintain	Repair	Machine	\$89.31	ermanent Fire Break	0.895
						Totals	\$287.10		2.877
		16 9N 10W							
			Fire Protection						
				Maintain	Repair	Machine	\$50.69	ermanent Fire Break	0.508
				Maintain	Repair	Machine	\$52.49	ermanent Fire Break	0.526
				Maintain	Repair	Machine	\$28.34	ermanent Fire Break	0.284
						Totals	\$131.53		1.318
		16 9N 12W							
			Fire Protection						

Client Name	Plan Year	STR	Act. Name	Method	Practice	Application	Est. Cost	Act. Object	Est. Miles
				Maintain	Repair	Machine	\$50.99	ermanent Fire Break	0.511
				Maintain	Repair	Machine	\$100.29	ermanent Fire Break	1.005
						Totals	\$151.28		1.516
						Summary for 'PlanYear' = 2021			
						Totals	\$1,415.25		14.182
						Summary for Jones County B. O. E.			
						Totals	\$13,443.48		134.715
Grand Totals							\$13,443.48		134.72

Jones County Revenue-Expenses FY2012-FY2021



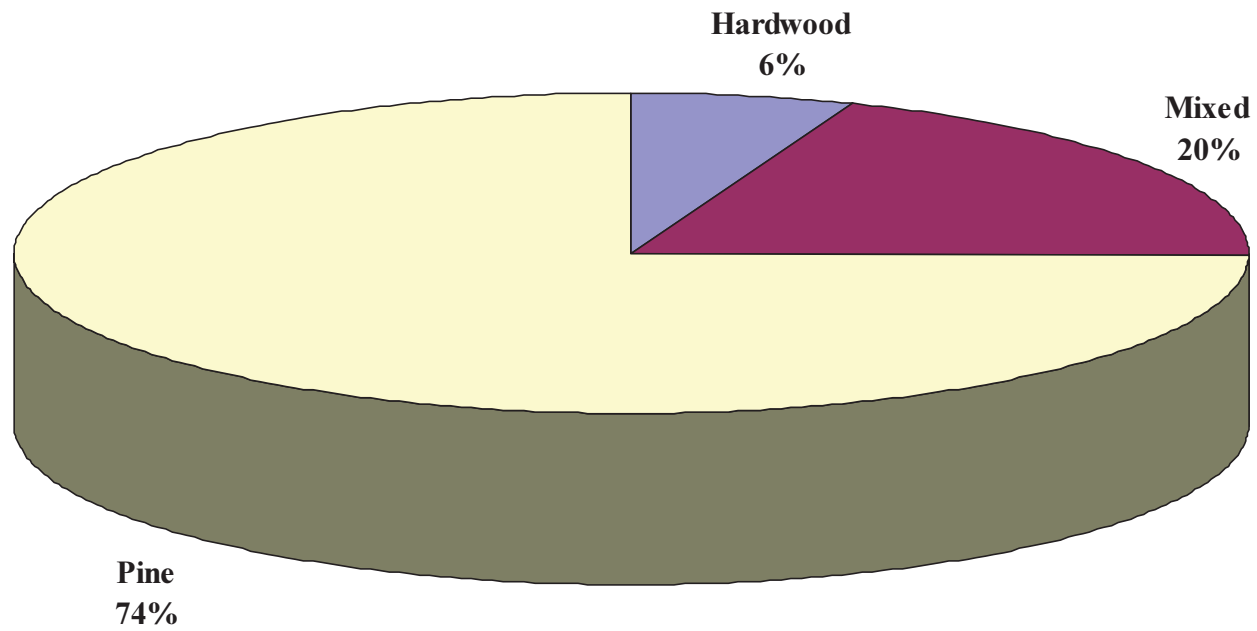
Filters Applied:

County:
Client Class: School Trust Land

District:
Client: Jones County B. O. E.

STR:

Broad Cover Type Distribution



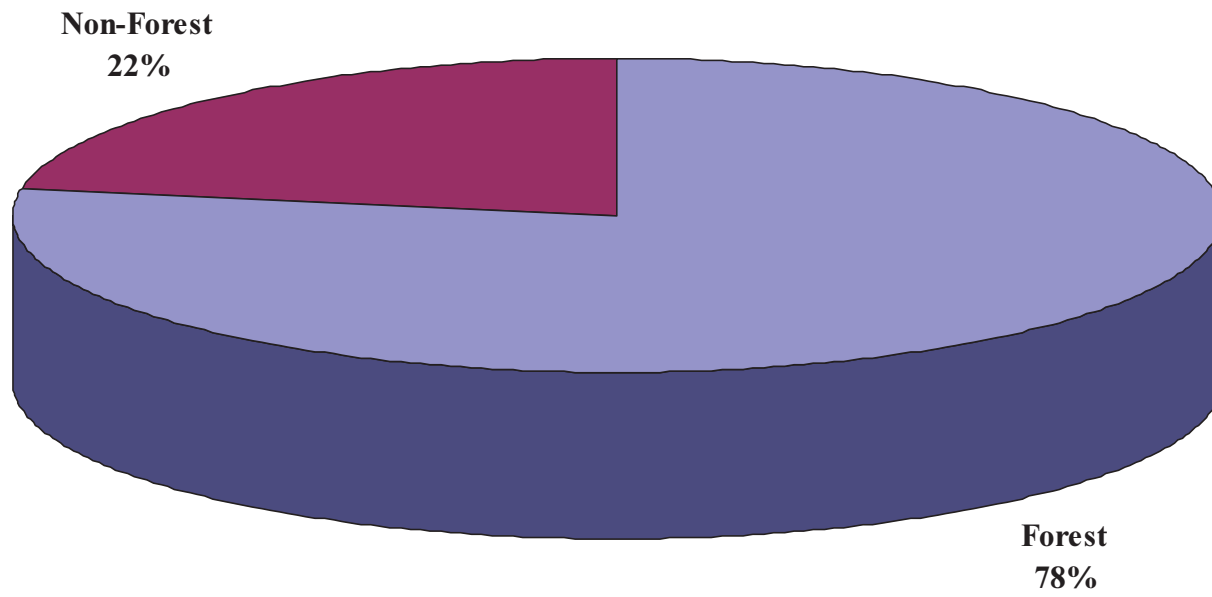
Filters Applied:

County:
Client Class: School Trust Land

District:
Client: Jones County B. O. E.

STR:

Land Use Distribution



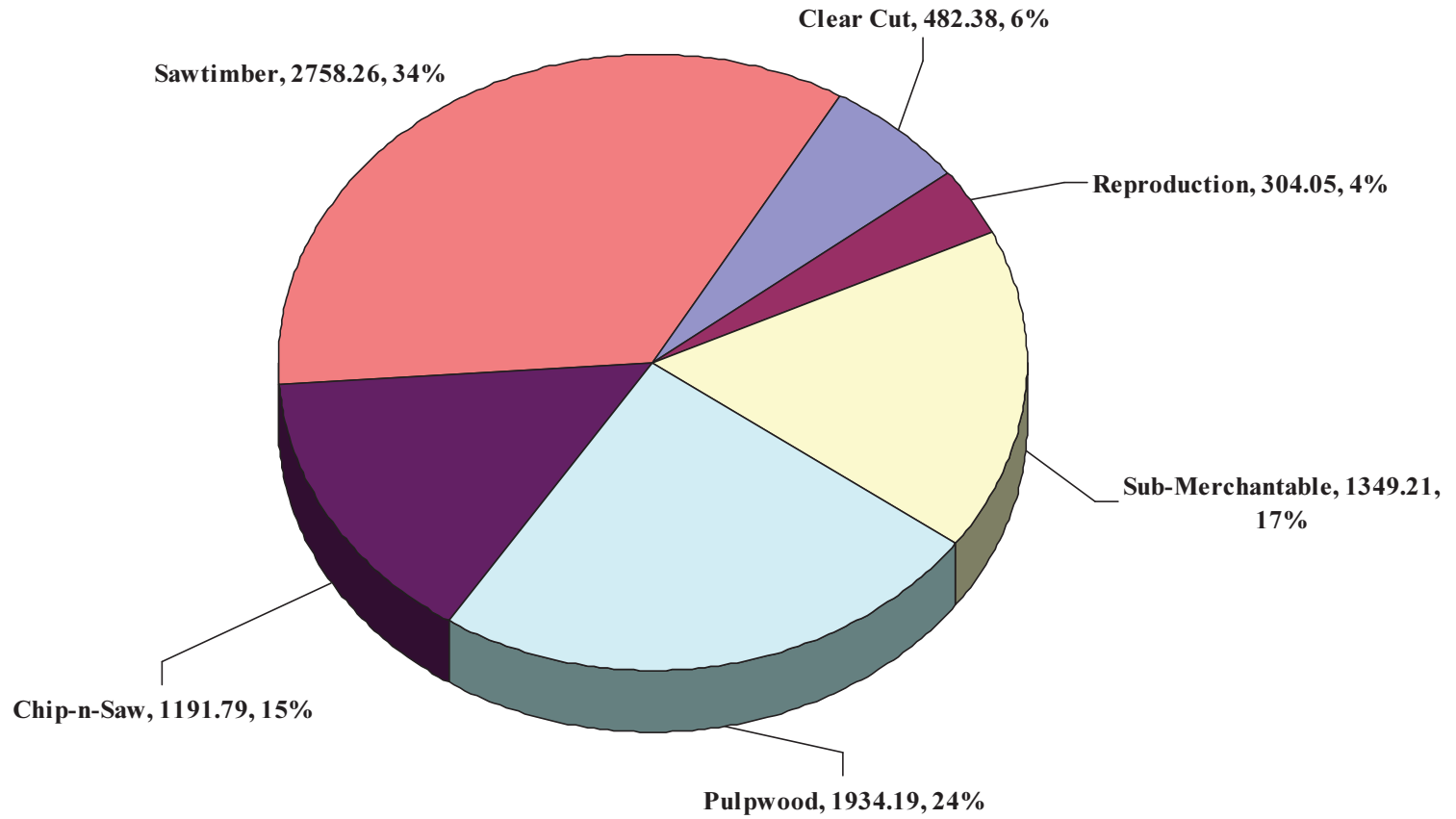
Filters Applied:

County:
Client Class: School Trust Land

District:
Client: Jones County B. O. E.

STR:

Forested Stands Class Distribution by Acres



Filters Applied:

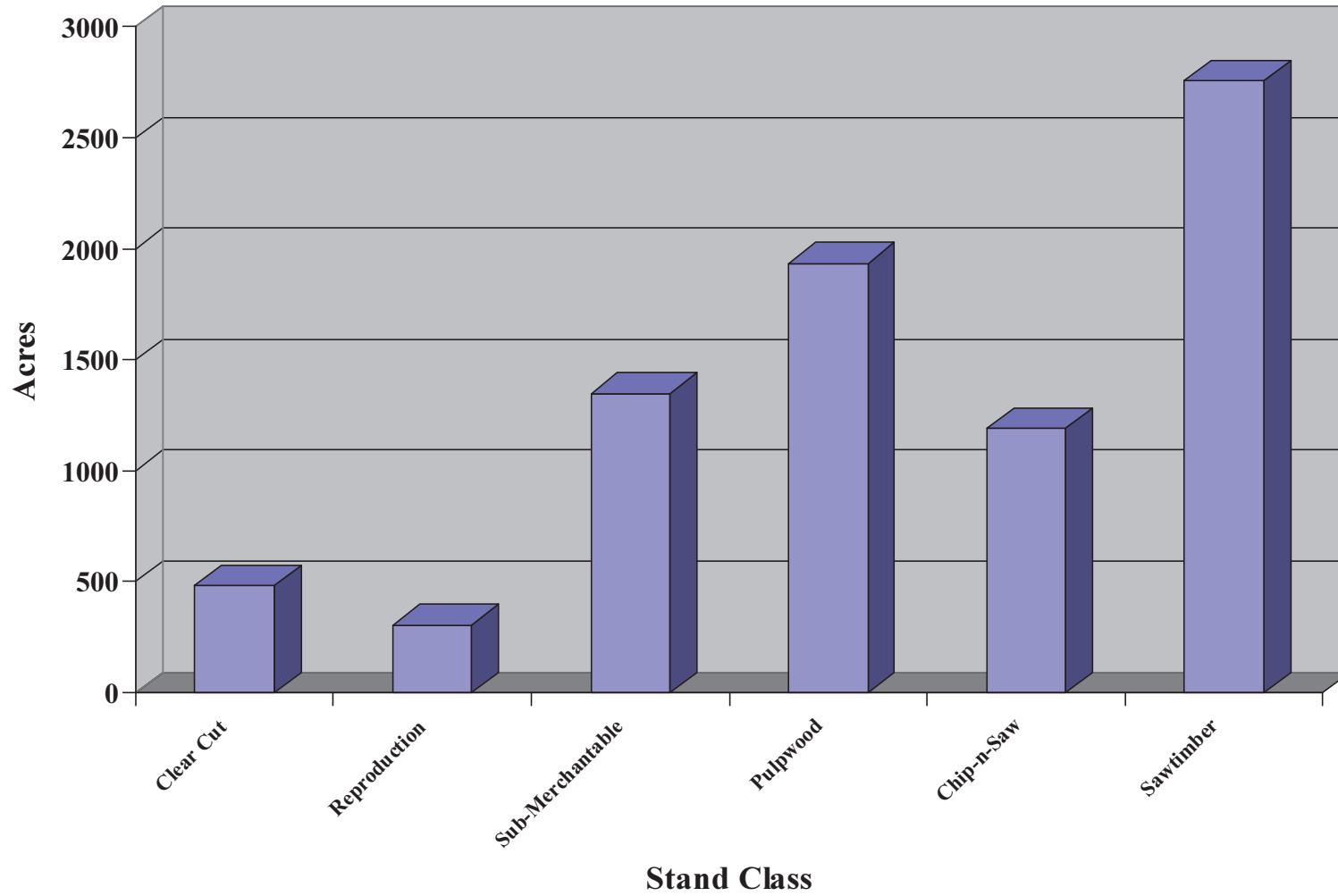
County:
District:

Client: Jones County B. O. E.
STR:

Broad Cover Type:
Client Class: School Trust Land

Stand Age: Through

Forested Stands Graph



Filters Applied: County:
District:

Client: Jones County B. O. E.
STR:

Broad Cover Type:
Client Class: School Trust Land

Stand Age: Through

Age Distribution Graph

